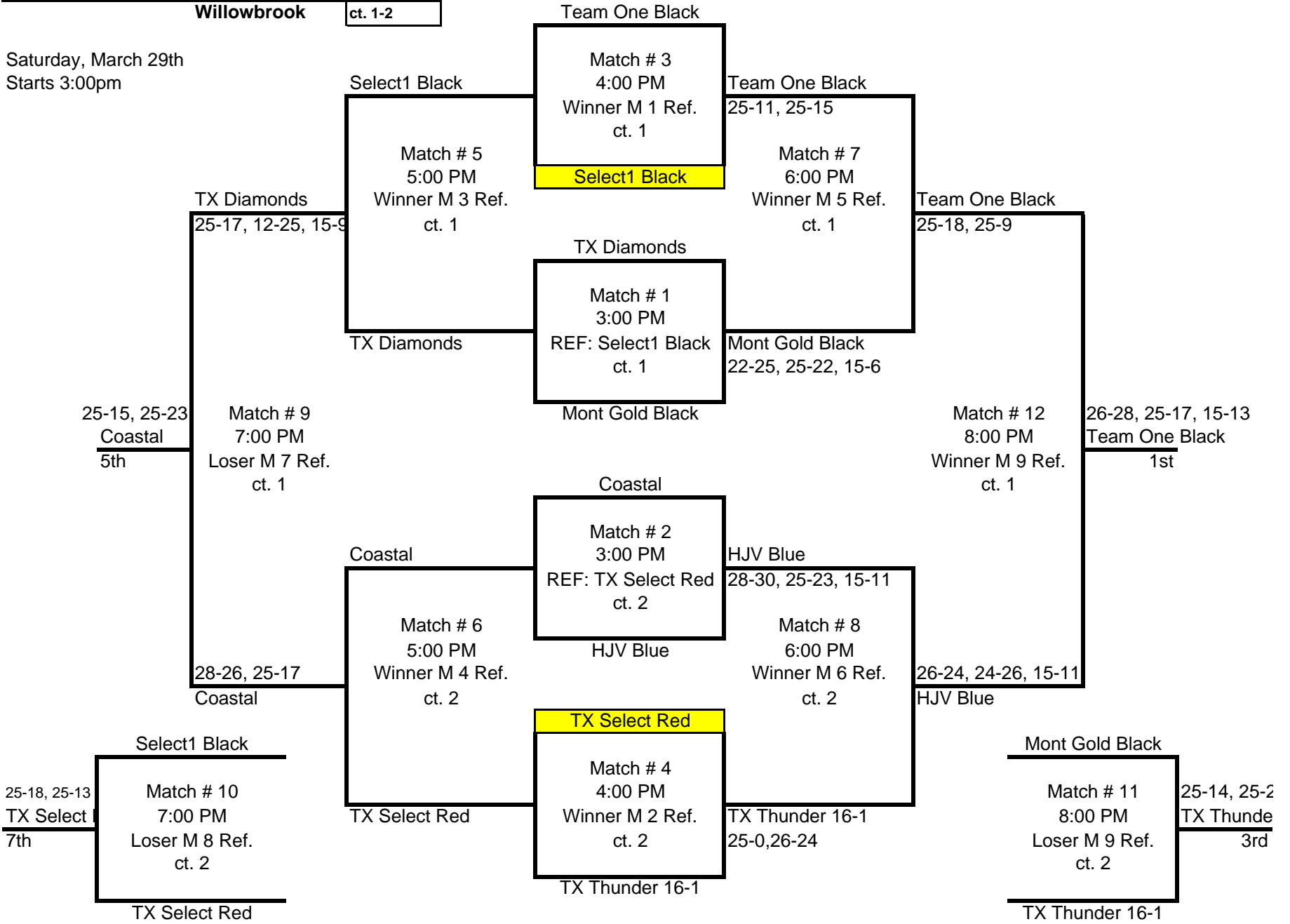


16 Gold
Willowbrook ct. 1-2

Saturday, March 29th
 Starts 3:00pm



Power League Finals Results

Pool R4G1P1	16 & Under	Match W	Match L	Game W	Game L	Match %	Game %	Point %	Finish
Kaboom Blast		2	0	4	1	1.00	0.80	1.20	1
KVA Black		0	2	1	4	0.00	0.20	0.79	3
GCVA East Beach		1	1	3	3	0.50	0.50	1.04	2

	Match #1	1 vs 3	Game 1	Game 2	Game 3	
Ct. 22 Sat 9:00am	Kaboom Blast GCVA East Beach		23 25	25 22	15 9	Ref: KVA Black
Ct. 22 Sat 10:00am	KVA Black GCVA East Beach		17 25	25 20	7 15	Ref: Kaboom Blast
Ct. 22 Sat 11:00am	Kaboom Blast KVA Black		25 17	25 21		Ref: GCVA East Beach

GCVA East Beach ct.22 12:00pm ref: 1st R4G1P1 W Hou Hazard	23-23 17-25, 15-11	TX Eastside Black ct. 23 12:00pm 25-17 30-28 Hou SW Rage
--	--------------------	--

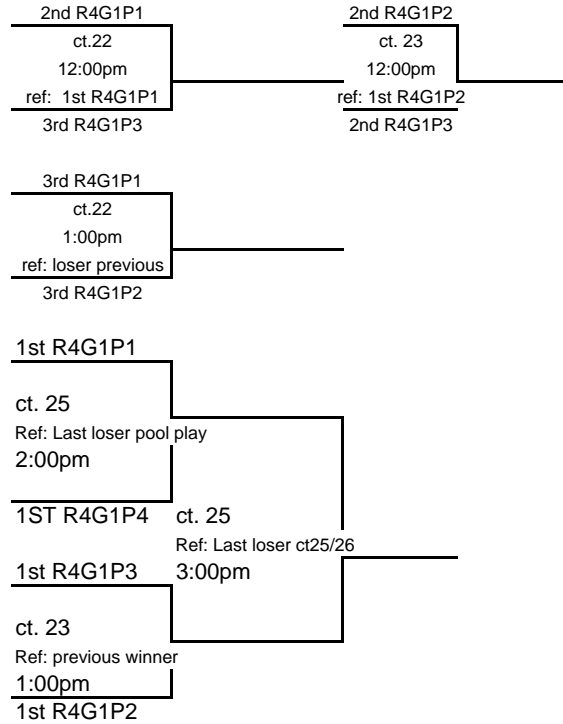
KVA Black ct.22 1:00pm ref: loser previous Hou SW Speed	25-0 25-0	KVA Black
---	-----------	-----------

Kaboom Blast ct. 25 2:00pm So Shore Natl AVA Black ct. 23 Ref: previous winner 1:00pm AVA Baden	21-25; 25-16; 15-8 Ref: Last loser ct25/2 27-25; 23-25; 15-12 25-13 25-19	Kaboom Blast AVA Baden
---	--	---------------------------

Power League Finals Results

Pool R4G1P2	16 & Under	Match W	Match L	Game W	Game L	Match %	Game %	Point %	Finish
TX Eastside Black		1	1	2	3	0.50	0.40	0.87	2
AVA 16 Baden		2	0	4	0	1.00	1.00	1.36	1
Hou SW Speed		0	2	1	4	0.00	0.20	0.90	3

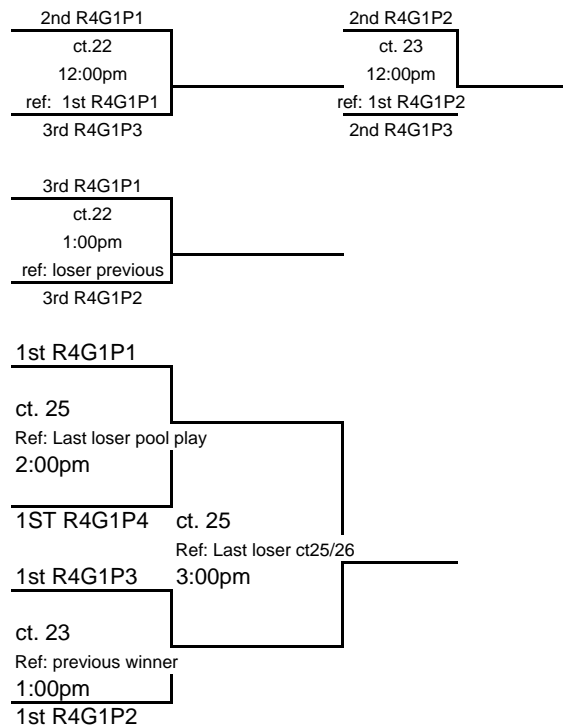
	Match #1	1 vs 3	Game 1	Game 2	Game 3	
Ct. 23 Sat 9:00am	TX Eastside Black Hou SW Speed		22	26	17	Ref: AVA 16 Baden
	AVA 16 Baden Hou SW Speed		25	24	15	
Ct. 23 Sat 10:00am	Match #2		2 vs 4			Ref: TX Eastside Black
	AVA 16 Baden Hou SW Speed		27	25		
Ct. 23 Sat 11:00am	Match #3		1 vs 4			Ref: Hou SW Speed
	TX Eastside Black AVA 16 Baden		11	23		



Power League Finals Results

Pool R4G1P3	16 & Under	Match W	Match L	Game W	Game L	Match %	Game %	Point %	Finish
W Hou Hazard		0	2	0	4	0.00	0.00	0.75	3
AVA Black		2	0	4	1	1.00	0.80	1.29	1
Hou SW Rage		1	1	3	2	0.50	0.60	1.02	2

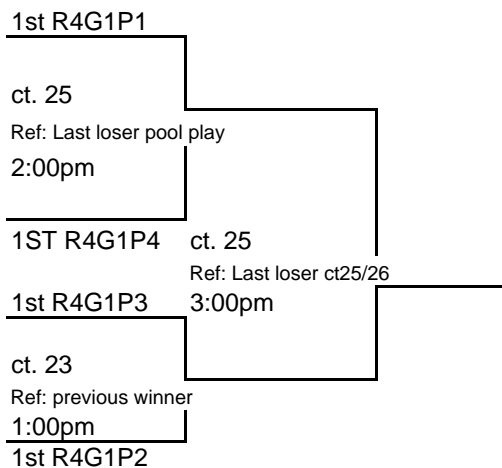
	Match #1	1 vs 3	Game 1	Game 2	Game 3	Ref: AVA Black
Ct. 24	W Hou Hazard		14	23		
Sat 9:00am	Hou SW Rage		25	25		
	Match #2	2 vs 4	Game 1	Game 2	Game 3	Ref: W Hou Hazard
Ct. 24	AVA Black		25	13	15	
Sat 10:00am	Hou SW Rage		9	25	8	
	Match #3	1 vs 4	Game 1	Game 2	Game 3	Ref: Hou SW Rage
Ct. 24	W Hou Hazard		15	23		
Sat 11:00am	AVA Black		25	25		



Power League Finals Results

Pool R4G1P4	16 & Under	Match W	Match L	Game W	Game L	Match %	Game %	Point %	Finish
TX Elite White		0	3	1	6	0.00	0.14	0.73	4
Hou SW Heat Scorch		2	1	4	2	0.67	0.67	1.15	2
South Shore National		3	0	6	2	1.00	0.75	1.14	1
Asics WB Blue		1	2	3	4	0.33	0.43	1.02	3

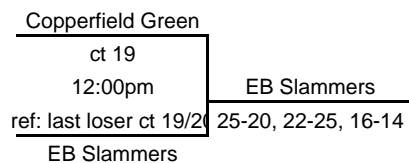
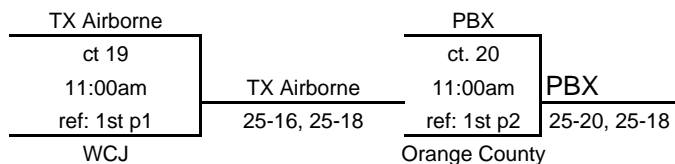
Ct. 25 Sat 8:00am	Match #1	1 vs 3	Game 1	Game 2	Game 3	Ref: Hou SW Heat Scorch
	TX Elite White		18	25	8	
		South Shore National	25	18	15	
Ct. 25 Sat 9:00am	Match #2	2 vs 4	Game 1	Game 2	Game 3	Ref: TX Elite White
	Hou SW Heat Scorch		25	25		
		Asics WB Blue	22	18		
Ct. 25 Sat 10:00am	Match #3	1 vs 4	Game 1	Game 2	Game 3	Ref: South Shore National
	TX Elite White		21	11		
		Asics WB Blue	25	25		
Ct. 25 Sat 11:00am	Match #4	2 vs 3	Game 1	Game 2	Game 3	Ref: TX Elite White
	Hou SW Heat Scorch		19	22		
		South Shore National	25	25		
Ct. 25 Sat 12:00pm	Match #5	1 vs 2	Game 1	Game 2	Game 3	Ref: Asics WB Blue
	TX Elite White		12	21		
		Hou SW Heat Scorch	25	25		
Ct. 25 Sat 1:00pm	Match #6	3 vs 4	Game 1	Game 2	Game 3	Ref: Hou SW Heat Scorch
	South Shore National		25	22	15	
		Asics WB Blue	19	25	13	



Power League Finals Results

Pool R4G1P1	16 & Under	Match W	Match L	Game W	Game L	Match %	Game %	Point %	Finish
Copperfield Green		2	0	4	1	1.00	0.80	1.47	1
TX Airborne Blue		1	1	2	2	0.50	0.50	0.94	2
PBX		0	2	1	4	0.00	0.20	0.73	3

	Match #1	1 vs 3	Game 1	Game 2	Game 3	
Ct. 19 Sat 8:00am	Copperfield Green		20	25	15	Ref: TX Airborne Blue
	PBX		25	7	9	
Ct. 19 Sat 9:00am	Match #2		2 vs 4		Ref: Copperfield Green	
	TX Airborne Blue		25	25		
		PBX		22	17	
Ct. 19 Sat 10:00am	Match #3		1 vs 4		Ref: PBX	
	Copperfield Green		25	25		
		TX Airborne Blue		19	15	



Power League Finals Results

Pool R4G1P2	16 & Under	Match W	Match L	Game W	Game L	Match %	Game %	Point %	Finish
Orange County		0	2	1	4	0.00	0.20	0.57	3
EB Slammers		2	0	4	0	1.00	1.00	1.69	1
WCJ		1	1	2	3	0.50	0.40	1.06	2

	Match #1	1 vs 3	Game 1	Game 2	Game 3	
Ct. 20	Orange County		6	25	12	Ref: EB Slammers
Sat 8:00am	WCJ		25	19	15	
	Match #2	2 vs 4	Game 1	Game 2	Game 3	Ref: Orange County
Ct. 20	EB Slammers		25	25		Ref: WCJ
Sat 9:00am	WCJ		18	22		
	Match #3	1 vs 4	Game 1	Game 2	Game 3	
Ct. 20	Orange County		10	9		
Sat 10:00am	EB Slammers		25	25		

TX Airborne ct 19 11:00am ref: 1st p1 WCJ	TX Airborne 25-16, 25-18	PBX ct. 20 11:00am ref: 1st p2 Orange County	PBX 25-20, 25-18
---	-----------------------------	--	---------------------

Copperfield Green ct 19 12:00pm ref: last loser ct 19/2 EB Slammers	EB Slammers 25-20, 22-25, 16-14
---	------------------------------------