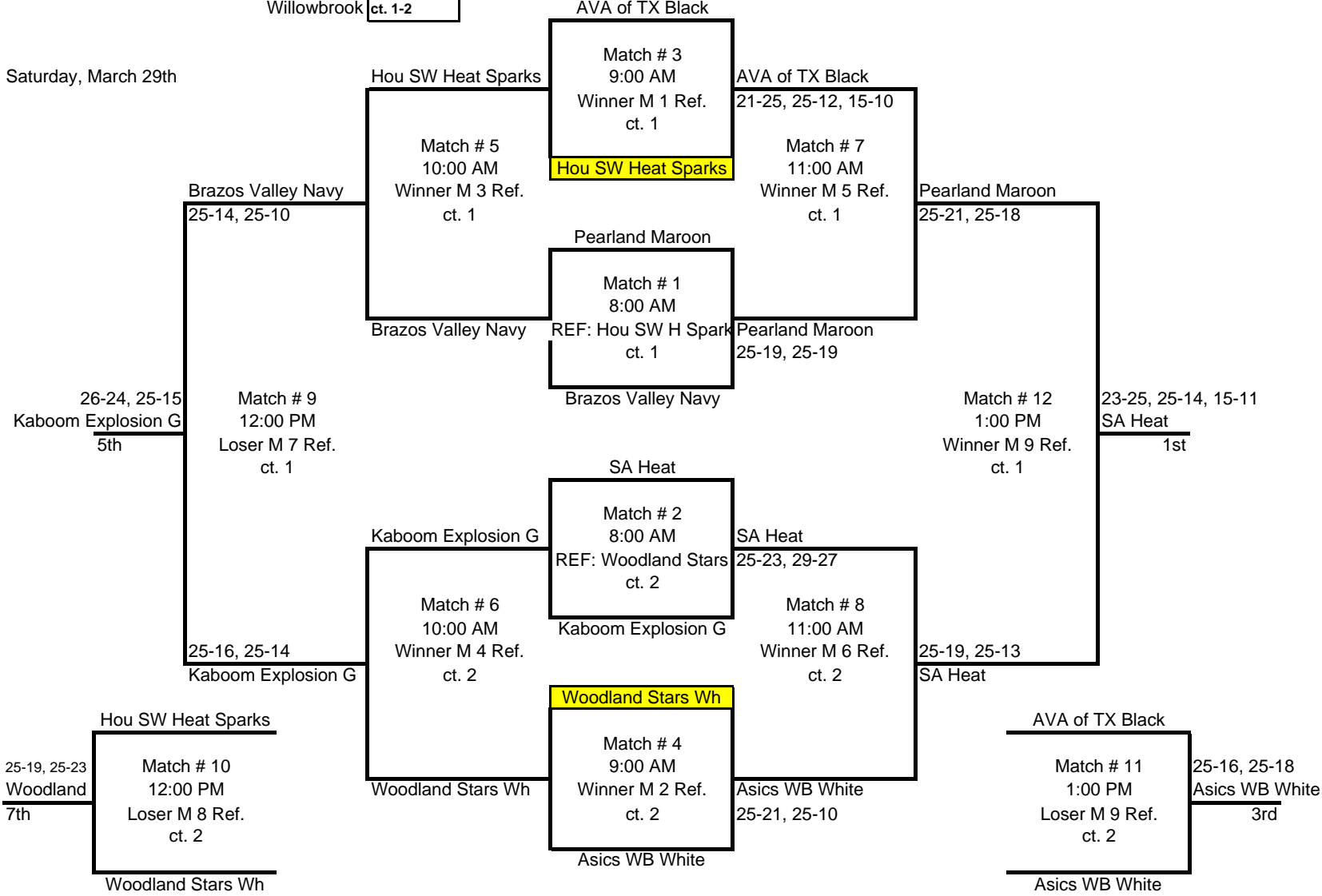


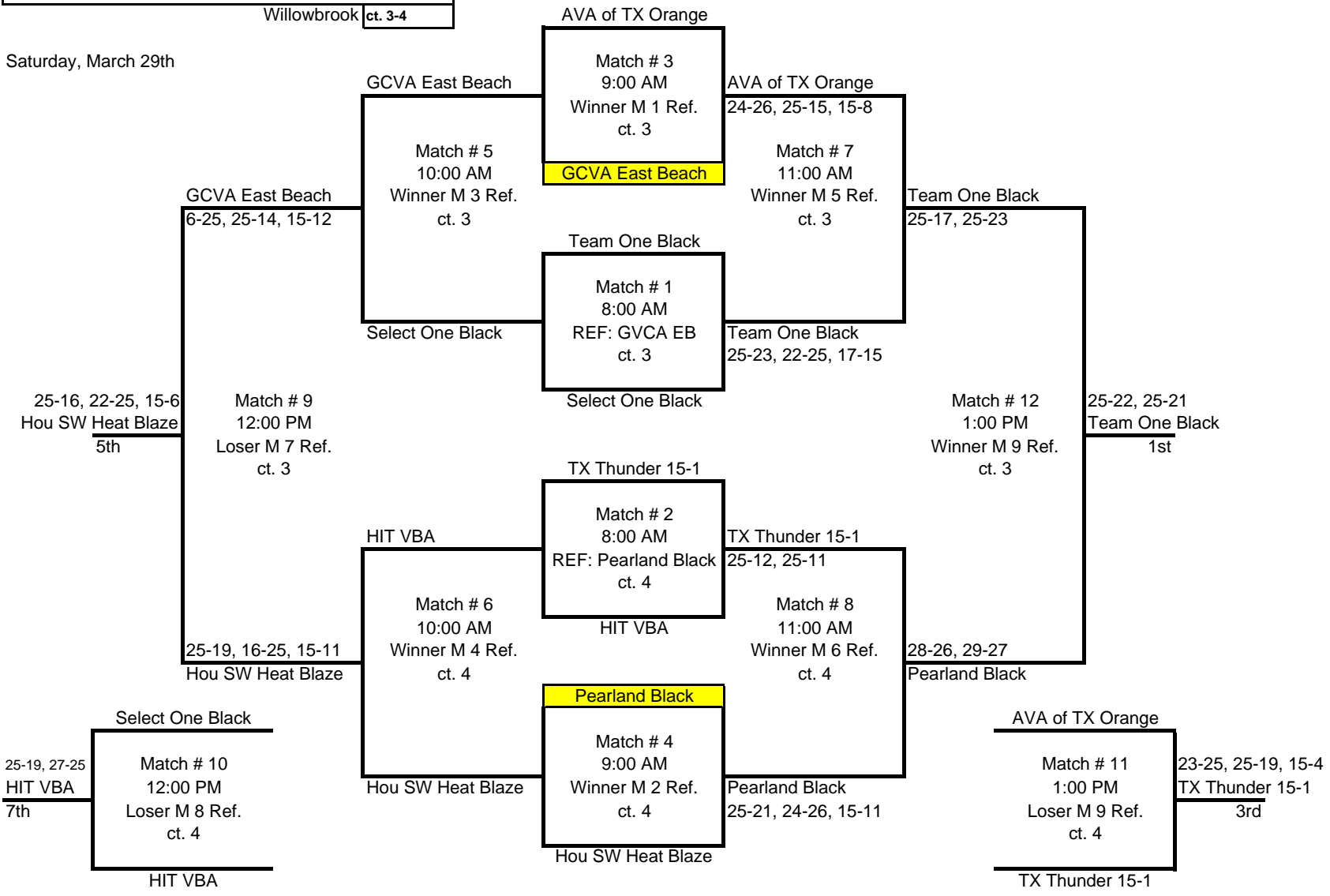
15 Gold
Willowbrook ct. 1-2

Saturday, March 29th



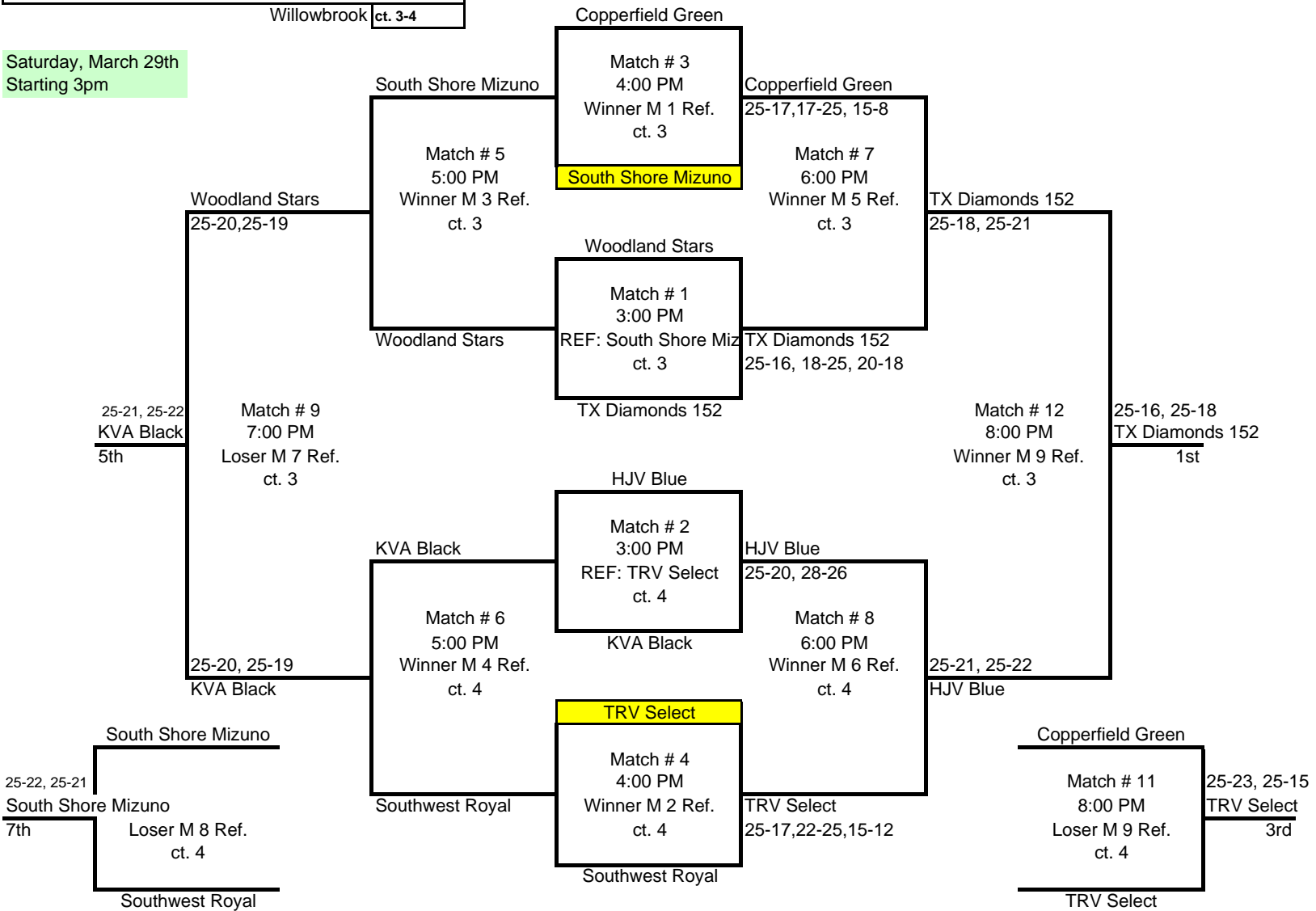
15 Silver
Willowbrook ct. 3-4

Saturday, March 29th



15 Bronze
Willowbrook ct. 3-4

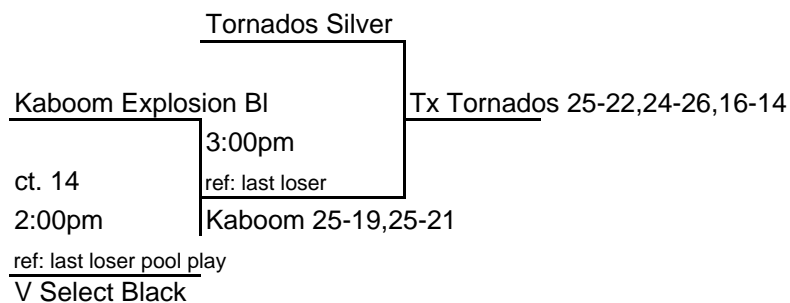
Saturday, March 29th
Starting 3pm



Power League Finals Results

| Pool R4G4P1 | 15 & Under | Match W | Match L | Game W | Game L | Match % | Game % | Point % | Finish |
|------------------------|------------|---------|---------|--------|--------|---------|--------|---------|----------|
| HJV White | | 1 | 2 | 2 | 5 | 0.33 | 0.29 | 0.85 | 3 |
| Tornados Silver | | 3 | 0 | 6 | 1 | 1.00 | 0.86 | 1.15 | 1 |
| Kaboom Blast | | 2 | 1 | 4 | 2 | 0.67 | 0.67 | 1.12 | 2 |
| TX Elite Blue | | 0 | 3 | 2 | 6 | 0.00 | 0.25 | 0.93 | 4 |

| | | | | | | |
|-----------------------|-----------------|---------------|---------------|---------------|---------------|----------------------|
| | Match #1 | 1 vs 3 | Game 1 | Game 2 | Game 3 | Ref: Tornados Silver |
| Ct. 14 Sat 8:00am | HJV White | | 24 | 19 | | |
| | Kaboom Blast | | 26 | 25 | | |
| | Match #2 | 2 vs 4 | Game 1 | Game 2 | Game 3 | Ref: HJV White |
| Ct. 14 Sat 9:00am | Tornados Silver | | 14 | 25 | 15 | |
| | TX Elite Blue | | 25 | 19 | 11 | |
| | Match #3 | 1 vs 4 | Game 1 | Game 2 | Game 3 | Ref: Kaboom Blast |
| Ct. 14 Sat 10:00am | HJV White | | 25 | 17 | 20 | |
| | TX Elite Blue | | 19 | 25 | 18 | |
| | Match #4 | 2 vs 3 | Game 1 | Game 2 | Game 3 | Ref: HJV White |
| Ct. 14 Sat 11:00am | Tornados Silver | | 28 | 25 | | |
| | Kaboom Blast | | 26 | 22 | | |
| | Match #5 | 1 vs 2 | Game 1 | Game 2 | Game 3 | Ref: TX Elite Blue |
| Ct. 14 Sat 12:00pm | HJV White | | 21 | 13 | | |
| | Tornados Silver | | 25 | 25 | | |
| | Match #6 | 3 vs 4 | Game 1 | Game 2 | Game 3 | Ref: Tornados Silver |
| Ct. 14 Sat 1:00pm | Kaboom Blast | | 25 | 25 | | |
| | TX Elite Blue | | 16 | 21 | | |

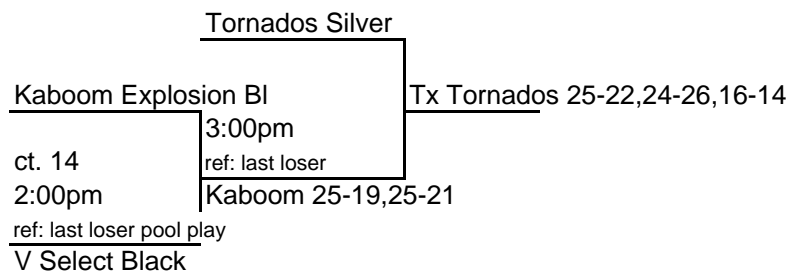


Power League Finals Results

| Pool R4G4P3 | 15 & Under | Match W | Match L | Game W | Game L | Match % | Game % | Point % | Finish |
|-------------------------|------------|---------|---------|--------|--------|---------|--------|---------|----------|
| GCVA West Beach | | 1 | 1 | 3 | 3 | 0.50 | 0.50 | 0.99 | 2 |
| V Select Black | | 2 | 0 | 5 | 1 | 1.00 | 0.83 | 1.26 | 1 |
| TX Airborne Blue | | 0 | 2 | 1 | 5 | 0.00 | 0.17 | 0.80 | 3 |

| | | | | | | |
|-----------------------|-----------------|------------------|-----------|-----------|-----------|-----------------------|
| Ct. 16 Sat 10:00am | Match #1 | 1 vs 3 | Game 1 | Game 2 | Game 3 | Ref: V Select Black |
| | GCVA West Beach | | 25 | 25 | 22 | |
| | | TX Airborne Blue | | 16 | 18 | 25 |
| Ct. 16 Sat 11:00am | Match #2 | 2 vs 4 | Game 1 | Game 2 | Game 3 | Ref: GCVA West Beach |
| | V Select Black | | 25 | 25 | 25 | |
| | | TX Airborne Blue | | 22 | 22 | 15 |
| Ct. 16 Sat 12:00pm | Match #3 | 1 vs 4 | Game 1 | Game 2 | Game 3 | Ref: TX Airborne Blue |
| | GCVA West Beach | | 28 | 18 | 15 | |
| | | V Select Black | | 26 | 25 | 25 |

This pool will play 3 games to 25



Power League Finals Results

| Pool R4G5P1 | 15 & Under | Match W | Match L | Game W | Game L | Match % | Game % | Point % | Finish |
|----------------------|------------|---------|---------|--------|--------|---------|--------|---------|----------|
| TX Elite East | | 2 | 0 | 4 | 0 | 1.00 | 1.00 | 1.43 | 1 |
| Coastal 15-2 | | 0 | 2 | 1 | 4 | 0.00 | 0.20 | 0.90 | 3 |
| TX Select Red | | 1 | 1 | 2 | 3 | 0.50 | 0.40 | 0.81 | 2 |

| | Match #1 | 1 vs 3 | Game 1 | Game 2 | Game 3 | |
|-----------------------|--------------------------------|--------|-----------------|-----------------|----------------|--------------------|
| Ct. 17 Sat 8:00am | TX Elite East TX Select Red | | 25 20 | 25 17 | | Ref: Coastal 15-2 |
| Ct. 17 Sat 9:00am | Match #2 2 vs 4 | | Game 1 | Game 2 | Game 3 | Ref: TX Elite East |
| | Coastal 15-2 TX Select Red | | 24 26 | 25 10 | 9 15 | |
| Ct. 17 Sat 10:00am | Match #3 1 vs 4 | | Game 1 | Game 2 | Game 3 | Ref: TX Select Red |
| | TX Elite East Coastal 15-2 | | 25 20 | 25 13 | | |

| | | | |
|--|---------------|---|------------------------------------|
| TX Select Red ct. 17 11:00 AM ref: 1st p1 | TX Select Red | Coastal 15-2 ct. 18 11:00 AM ref: 1st p2 | Coastal 15-2 15-25,25-17, 16-14 |
| TX Thunder 15-2 | | Spike Sport Black | |

| | | | |
|--|---------|------------------------|--|
| TX Elite East ct. 17 12:00 PM ref: last loser ct17/18 | YCU 151 | YCU 151 25-8, 25-16 | |
| YCU 151 | | | |

Power League Finals Results

| Pool R4G5P2 | 15 & Under | Match W | Match L | Game W | Game L | Match % | Game % | Point % | Finish |
|--------------------------|------------|---------|---------|--------|--------|---------|--------|---------|----------|
| Spike Sport Black | | 0 | 2 | 1 | 4 | 0.00 | 0.20 | 0.70 | 3 |
| YCU 151 | | 2 | 0 | 4 | 1 | 1.00 | 0.80 | 1.63 | 1 |
| TX Thunder 15-2 | | 1 | 1 | 3 | 3 | 0.50 | 0.50 | 0.92 | 2 |

| | | | | | | |
|-------------|-------------------|--------|-----------|-----------|-----------|------------------------|
| | Match #1 | 1 vs 3 | Game 1 | Game 2 | Game 3 | |
| Ct. 18 | Spike Sport Black | | 17 | 25 | 12 | Ref: YCU 151 |
| Sat 8:00am | TX Thunder 15-2 | | 25 | 21 | 15 | |
| | Match #2 | 2 vs 4 | Game 1 | Game 2 | Game 3 | |
| Ct. 18 | YCU 151 | | 19 | 25 | 15 | Ref: Spike Sport Black |
| Sat 9:00am | TX Thunder 15-2 | | 25 | 11 | 7 | |
| | Match #3 | 1 vs 4 | Game 1 | Game 2 | Game 3 | |
| Ct. 18 | Spike Sport Black | | 5 | 19 | | Ref: TX Thunder 15-2 |
| Sat 10:00am | YCU 151 | | 25 | 25 | | |

| | | |
|-----------------|--------------------|-------------------|
| TX Select Red | | Coastal 15-2 |
| ct. 17 | TX Select Red | ct. 18 |
| 11:00 AM | 17-25,25-21, 15-10 | 11:00 AM |
| ref: 1st p1 | | ref: 1st p2 |
| TX Thunder 15-2 | | Spike Sport Black |

| | |
|-------------------------|-------------|
| TX Elite East | |
| ct. 17 | YCU 151 |
| 12:00 PM | 25-8, 25-16 |
| ref: last loser ct17/18 | |
| YCU 151 | |

Power League Finals Results

| Pool R4G6P1 | 15 & Under | Match W | Match L | Game W | Game L | Match % | Game % | Point % | Finish |
|--------------------------|------------|---------|---------|--------|--------|---------|--------|---------|--------|
| V Select Red | | 3 | 0 | 6 | 2 | 1.00 | 0.75 | 1.19 | 1 |
| GCVA Surf Side | | 1 | 2 | 3 | 5 | 0.33 | 0.38 | 0.96 | 3 |
| Copperfield White | | 1 | 2 | 3 | 5 | 0.33 | 0.38 | 0.92 | 4 |
| TX Elite White | | 1 | 2 | 4 | 4 | 0.33 | 0.50 | 0.94 | 2 |

| | | | | | | |
|-------------|-------------------|--------|-----------|-----------|-----------|------------------------|
| | Match #1 | 1 vs 3 | Game 1 | Game 2 | Game 3 | Ref: GCVA Surf Side |
| Ct. 9 | V Select Red | | 25 | 25 | | |
| Sat 8:00am | Copperfield White | | 21 | 18 | | |
| | Match #2 | 2 vs 4 | Game 1 | Game 2 | Game 3 | Ref: V Select Red |
| Ct. 9 | GCVA Surf Side | | 23 | 14 | | |
| Sat 9:00am | TX Elite White | | 25 | 25 | | |
| | Match #3 | 1 vs 4 | Game 1 | Game 2 | Game 3 | Ref: Copperfield White |
| Ct. 9 | V Select Red | | 18 | 25 | 15 | |
| Sat 10:00am | TX Elite White | | 25 | 11 | 12 | |
| | Match #4 | 2 vs 3 | Game 1 | Game 2 | Game 3 | Ref: V Select Red |
| Ct. 9 | GCVA Surf Side | | 19 | 25 | 15 | |
| Sat 11:00am | Copperfield White | | 25 | 11 | 10 | |
| | Match #5 | 1 vs 2 | Game 1 | Game 2 | Game 3 | Ref: TX Elite White |
| Ct. 9 | V Select Red | | 23 | 25 | 15 | |
| Sat 12:00pm | GCVA Surf Side | | 25 | 19 | 13 | |
| | Match #6 | 3 vs 4 | Game 1 | Game 2 | Game 3 | Ref: GCVA Surf Side |
| Ct. 9 | Copperfield White | | 25 | 21 | 15 | |
| Sat 1:00pm | TX Elite White | | 19 | 25 | 5 | |

V Select Red
 ct.9 KYV 25-19,25-22
 2:00pm
 ref: last loser pool play
 KYV Black

Power League Finals Results

| Pool R4G6P2 | 15 & Under | Match W | Match L | Game W | Game L | Match % | Game % | Point % | Finish |
|--------------------------|------------|---------|---------|--------|--------|---------|--------|---------|----------|
| KYV Black | | 3 | 0 | 6 | 0 | 1.00 | 1.00 | 1.21 | 1 |
| Orange County | | 2 | 1 | 4 | 2 | 0.67 | 0.67 | 1.08 | 2 |
| TX Eastside Black | | 1 | 2 | 2 | 5 | 0.33 | 0.29 | 0.97 | 3 |
| Brazos Valley Red | | 0 | 3 | 1 | 6 | 0.00 | 0.14 | 0.80 | 4 |

| | | | | | | |
|-----------------------|-------------------|--------|-----------|-----------|-----------|------------------------|
| | Match #1 | 1 vs 3 | Game 1 | Game 2 | Game 3 | Ref: Orange County |
| Ct. 10 Sat 8:00am | KYV Black | | 25 | 25 | | |
| | TX Eastside Black | | 23 | 21 | | |
| | Match #2 | 2 vs 4 | Game 1 | Game 2 | Game 3 | Ref: KYV Black |
| Ct. 10 Sat 9:00am | Orange County | | 25 | 25 | | |
| | Brazos Valley Red | | 15 | 23 | | |
| | Match #3 | 1 vs 4 | Game 1 | Game 2 | Game 3 | Ref: TX Eastside Black |
| Ct. 10 Sat 10:00am | KYV Black | | 25 | 25 | | |
| | Brazos Valley Red | | 18 | 19 | | |
| | Match #4 | 2 vs 3 | Game 1 | Game 2 | Game 3 | Ref: KYV Black |
| Ct. 10 Sat 11:00am | Orange County | | 25 | 25 | | |
| | TX Eastside Black | | 22 | 22 | | |
| | Match #5 | 1 vs 2 | Game 1 | Game 2 | Game 3 | Ref: Brazos Valley Red |
| Ct. 10 Sat 12:00pm | KYV Black | | 25 | 25 | | |
| | Orange County | | 22 | 21 | | |
| | Match #6 | 3 vs 4 | Game 1 | Game 2 | Game 3 | Ref: Orange County |
| Ct. 10 Sat 1:00pm | TX Eastside Black | | 20 | 25 | 16 | |
| | Brazos Valley Red | | 25 | 14 | 14 | |

V Select Red
 ct.9 KYV 25-19,25-22
 2:00pm
 ref: last loser pool play
 KYV Black

Power League Finals Results

| Pool R4G7P1 | 15 & Under | Match W | Match L | Game W | Game L | Match % | Game % | Point % | Finish |
|--------------------------|------------|---------|---------|--------|--------|---------|--------|---------|----------|
| YCU 152 | | 0 | 3 | 0 | 6 | 0.00 | 0.00 | 0.57 | 4 |
| Diamonds 151 | | 3 | 0 | 6 | 1 | 1.00 | 0.86 | 1.43 | 1 |
| South Shore Black | | 1 | 2 | 3 | 4 | 0.33 | 0.43 | 1.09 | 3 |
| AVA of TX Blue | | 2 | 1 | 5 | 3 | 0.67 | 0.63 | 1.03 | 2 |

| | | | | | | |
|-----------------------|-------------------|--------|---------------|---------------|---------------|------------------------|
| | Match #1 | 1 vs 3 | Game 1 | Game 2 | Game 3 | Ref: Diamonds 151 |
| Ct. 27 Sat 8:00am | YCU 152 | | 15 | 12 | | |
| | South Shore Black | | 25 | 25 | | |
| | Match #2 | 2 vs 4 | Game 1 | Game 2 | Game 3 | Ref: YCU 152 |
| Ct. 27 Sat 9:00am | Diamonds 151 | | 19 | 25 | 16 | |
| | AVA of TX Blue | | 25 | 10 | 14 | |
| | Match #3 | 1 vs 4 | Game 1 | Game 2 | Game 3 | Ref: South Shore Black |
| Ct. 27 Sat 10:00am | YCU 152 | | 18 | 17 | | |
| | AVA of TX Blue | | 25 | 25 | | |
| | Match #4 | 2 vs 3 | Game 1 | Game 2 | Game 3 | Ref: YCU 152 |
| Ct. 27 Sat 11:00am | Diamonds 151 | | 25 | 25 | | |
| | South Shore Black | | 20 | 20 | | |
| | Match #5 | 1 vs 2 | Game 1 | Game 2 | Game 3 | Ref: AVA of TX Blue |
| Ct. 27 Sat 12:00pm | YCU 152 | | 14 | 9 | | |
| | Diamonds 151 | | 25 | 25 | | |
| | Match #6 | 3 vs 4 | Game 1 | Game 2 | Game 3 | Ref: Diamonds 151 |
| Ct. 27 Sat 1:00pm | South Shore Black | | 25 | 22 | 13 | |
| | AVA of TX Blue | | 21 | 25 | 15 | |