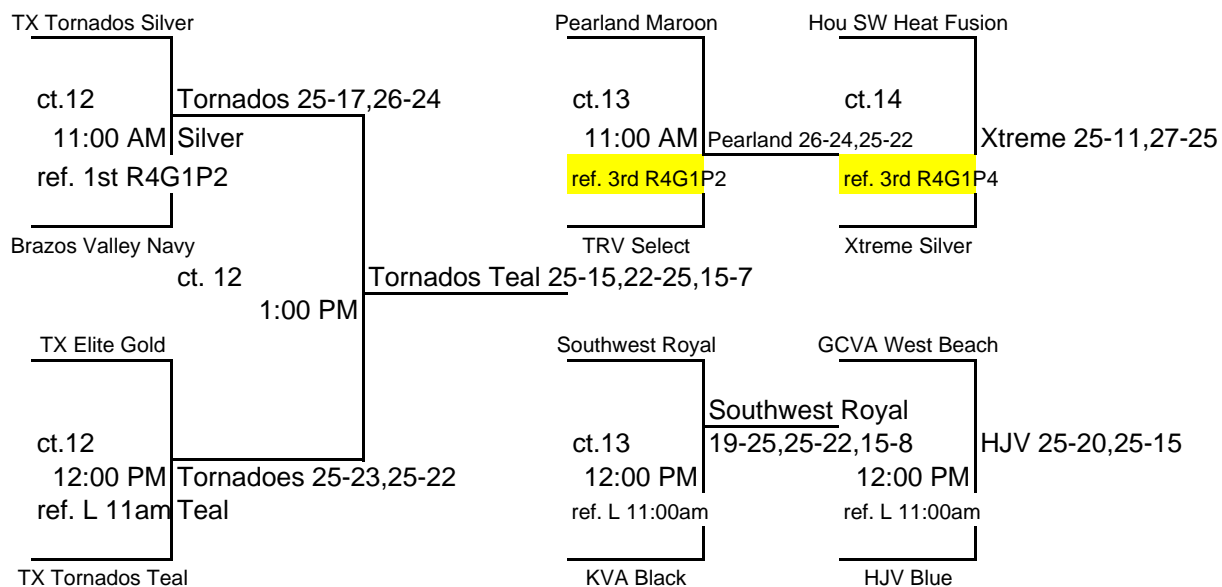


Power League Finals Results

Pool R4G1P1	14 & Under	Match W	Match L	Game W	Game L	Match %	Game %	Point %	Finish
TX Tornados Silver		2	0	4	0	1.00	1.00	1.92	1
Hou SW Heat Fusion		1	1	2	2	0.50	0.50	0.99	2
Southwest Royal		0	2	0	4	0.00	0.00	0.53	3

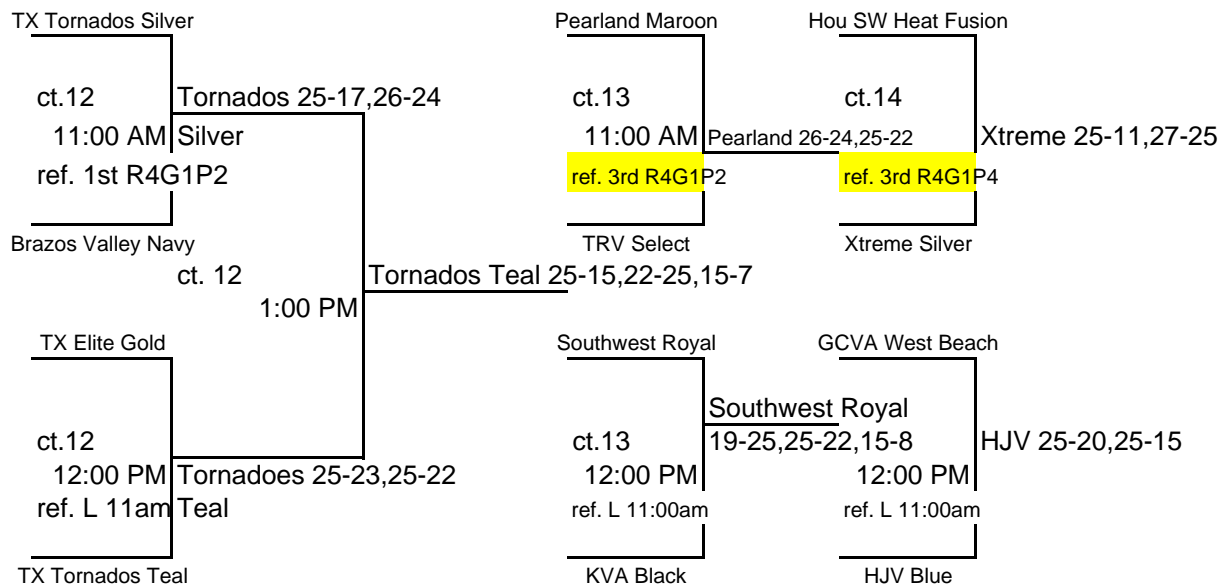
	Match #1	1 vs 3	Game 1	Game 2	Game 3	
Ct. 12 Sun 8:00am	TX Tornados Silver Southwest Royal		25 10	25 9		Ref: Hou SW Heat Fusion
	Match #2		2 vs 4	Game 1	Game 2	
Ct. 12 Sun 9:00am	Hou SW Heat Fusion Southwest Royal		25 17	25 17		Ref: TX Tornados Silver
	Match #3		1 vs 4	Game 1	Game 2	
Ct. 12 Sun 10:00am	TX Tornados Silver Hou SW Heat Fusion		25 13	25 20		Ref: Southwest Royal



Power League Finals Results

Pool R4G1P2	14 & Under	Match W	Match L	Game W	Game L	Match %	Game %	Point %	Finish
Xtreme Silver		1	1	2	2	0.50	0.50	1.24	2
KVA Black		0	2	0	4	0.00	0.00	0.50	3
TX Tornados Teal		2	0	4	0	1.00	1.00	1.49	1

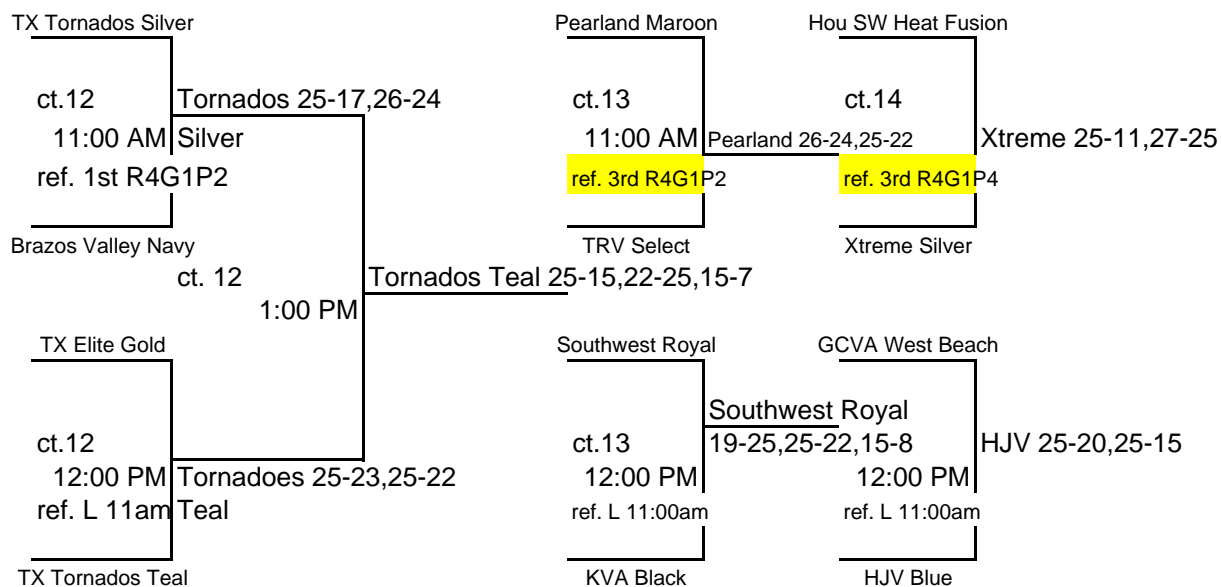
Ct. 13 Sun 8:00am	Match #1	1 vs 3	Game 1	Game 2	Game 3	Ref: KVA Black
	Xtreme Silver TX Tornados Teal		16 25	22 25		
Ct. 13 Sun 9:00am	Match #2	2 vs 4	Game 1	Game 2	Game 3	Ref: Xtreme Silver
	KVA Black TX Tornados Teal		20 25	9 25		
Ct. 13 Sun 10:00am	Match #3	1 vs 4	Game 1	Game 2	Game 3	Ref: TX Tornados Teal
	Xtreme Silver KVA Black		25 10	25 11		



Power League Finals Results

Pool R4G1P3	14 & Under	Match W	Match L	Game W	Game L	Match %	Game %	Point %	Finish
TRV Select		1	1	2	2	0.50	0.50	1.13	2
TX Elite Gold		2	0	4	0	1.00	1.00	1.20	1
GCVA West Beach		0	2	0	4	0.00	0.00	0.72	3

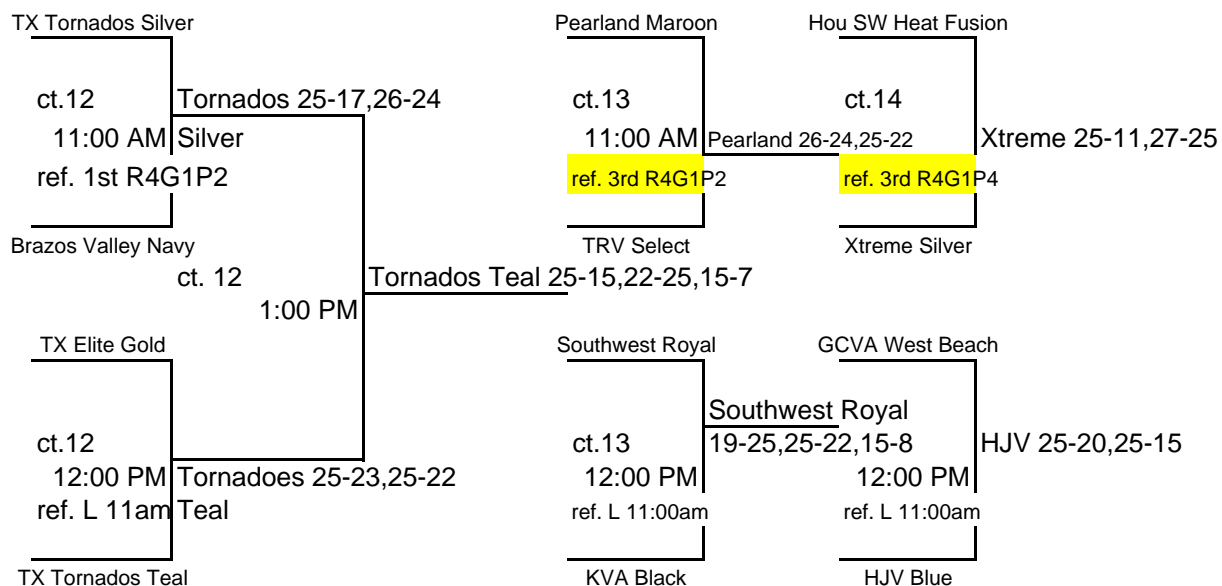
	Match #1	1 vs 3	Game 1	Game 2	Game 3	
Ct. 14 Sun 8:00am	TRV Select		25	25		Ref: TX Elite Gold
	GCVA West Beach		16	18		
Ct. 14 Sun 9:00am	Match #2		2 vs 4			Ref: TRV Select
	TX Elite Gold		25	25		
Ct. 14 Sun 10:00am	GCVA West Beach		15	23		Ref: GCVA West Beach
	Match #3		1 vs 4			
Ct. 14 Sun 10:00am	TRV Select		22	24		
	TX Elite Gold		25	26		



Power League Finals Results

Pool R4G1P4	14 & Under	Match W	Match L	Game W	Game L	Match %	Game %	Point %	Finish
Brazos Valley Navy		2	0	4	2	1.00	0.67	1.00	1
Pearland Maroon		1	1	3	3	0.50	0.50	1.00	2
HJV Blue		0	2	2	4	0.00	0.33	1.00	3

Ct. 15 Sun 8:00am	Match #1	1 vs 3	Game 1	Game 2	Game 3	Ref: Pearland Maroon
	Brazos Valley Navy HJV Blue		25 23	18 25	17 15	
Ct. 15 Sun 9:00am	Match #2	2 vs 4	Game 1	Game 2	Game 3	Ref: Brazos Valley Navy
	Pearland Maroon HJV Blue		25 19	19 25	15 12	
Ct. 15 Sun 10:00am	Match #3	1 vs 4	Game 1	Game 2	Game 3	Ref: HJV Blue
	Brazos Valley Navy Pearland Maroon		17 25	25 18	15 11	



Power League Finals Results

Pool R4G2P1	14 & Under	Match W	Match L	Game W	Game L	Match %	Game %	Point %	Finish
Coastal 14-1		2	0	6	0	1.00	1.00	1.50	1
AVA of TX Black		1	1	2	4	0.50	0.33	0.91	2
Hou SW Heat		0	2	1	5	0.00	0.17	0.75	3

	Match #1	1 vs 3	Game 1	Game 2	Game 3	
Ct. 22	Coastal 14-1 Hou SW Heat		25	25	25	Ref: AVA of TX Black
Sun 10:00am			13	18	14	
Ct. 22	AVA of TX Black Hou SW Heat		25	25	21	Ref: Coastal 14-1
Sun 9:00am			23	16	25	
Ct. 22	Coastal 14-1 AVA of TX Black		25	25	25	Ref: Hou SW Heat
Sun 10:00am			13	21	21	

Pool play is 3 games to 25



Power League Finals Results

Pool R4G2P2	14 & Under	Match W	Match L	Game W	Game L	Match %	Game %	Point %	Finish
Woodland Stars W		1	2	2	4	0.33	0.33	0.89	3
HIT VBA		2	1	5	2	0.67	0.71	1.09	2
South Shore Black		0	3	0	6	0.00	0.00	0.87	4
TX Tornados White		3	0	6	1	1.00	0.86	1.17	1

Ct. 23 Sun 8:00am	Match #1	1 vs 3	Game 1	Game 2	Game 3	Ref: HIT VBA
	Woodland Stars W South Shore Black		25	25		
Ct. 23 Sun 9:00am	Match #2	2 vs 4	Game 1	Game 2	Game 3	Ref: Woodland Stars W
	HIT VBA TX Tornados White		25	10	15	
Ct. 23 Sun 10:00am	Match #3	1 vs 4	Game 1	Game 2	Game 3	Ref: South Shore Black
	Woodland Stars W TX Tornados White		17	25	25	
Ct. 23 Sun 11:00am	Match #4	2 vs 3	Game 1	Game 2	Game 3	Ref: Woodland Stars W
	HIT VBA South Shore Black		25	26		
Ct. 23 Sun 12:00pm	Match #5	3 vs 4	Game 1	Game 2	Game 3	Ref: HIT VBA
	South Shore Black TX Tornados White		22	22		
Ct. 23 Sun 1:00pm	Match #6	1 vs 2	Game 1	Game 2	Game 3	Ref: TX Tornados White
	Woodland Stars W HIT VBA		17	20		



Power League Finals Results

Pool R4G2P3	14 & Under	Match W	Match L	Game W	Game L	Match %	Game %	Point %	Finish
WCJ Blue		1	2	2	4	0.33	0.33	0.82	3
Pearland Black		3	0	6	0	1.00	1.00	1.40	1
Woodland Stars 14S		0	3	0	6	0.00	0.00	0.76	4
Spike Sport 14		2	1	4	2	0.67	0.67	1.16	2

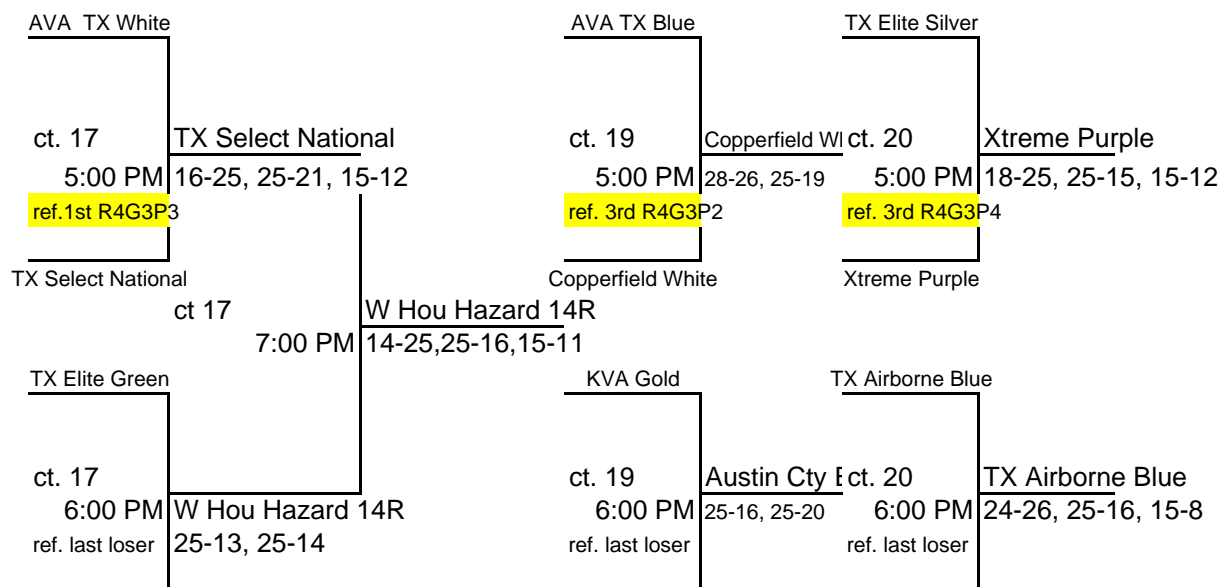
	Match #1	1 vs 3	Game 1	Game 2	Game 3	
Ct. 24 Sun 8:00am	WCJ Blue		25	25		Ref: Pearland Black
	Woodland Stars 14S		20	16		
	Match #2	2 vs 4	Game 1	Game 2	Game 3	Ref: WCJ Blue
Ct. 24 Sun 9:00am	Pearland Black		25	25		Ref: Woodland Stars 14S
	Spike Sport 14		16	17		
	Match #3	1 vs 4	Game 1	Game 2	Game 3	Ref: WCJ Blue
Ct. 24 Sun 10:00am	WCJ Blue		9	15		Ref: WCJ Blue
	Spike Sport 14		25	25		
	Match #4	2 vs 3	Game 1	Game 2	Game 3	Ref: WCJ Blue
Ct. 24 Sun 11:00am	Pearland Black		25	25		Ref: Pearland Black
	Woodland Stars 14S		18	19		
	Match #5	3 vs 4	Game 1	Game 2	Game 3	Ref: Pearland Black
Ct. 24 Sun 12:00pm	Woodland Stars 14S		22	19		Ref: Spike Sport 14
	Spike Sport 14		25	25		
	Match #6	1 vs 2	Game 1	Game 2	Game 3	Ref: Spike Sport 14
Ct. 24 Sun 1:00pm	WCJ Blue		21	16		Ref: Spike Sport 14
	Pearland Black		25	25		



Power League Finals Results

Pool R4G3P1	14 & Under	Match W	Match L	Game W	Game L	Match %	Game %	Point %	Finish
TX Elite Silver		1	1	2	2	0.50	0.50	1.05	2
KVA Gold		0	2	1	4	0.00	0.20	0.66	3
AVA of TX White		2	0	4	1	1.00	0.80	1.43	1

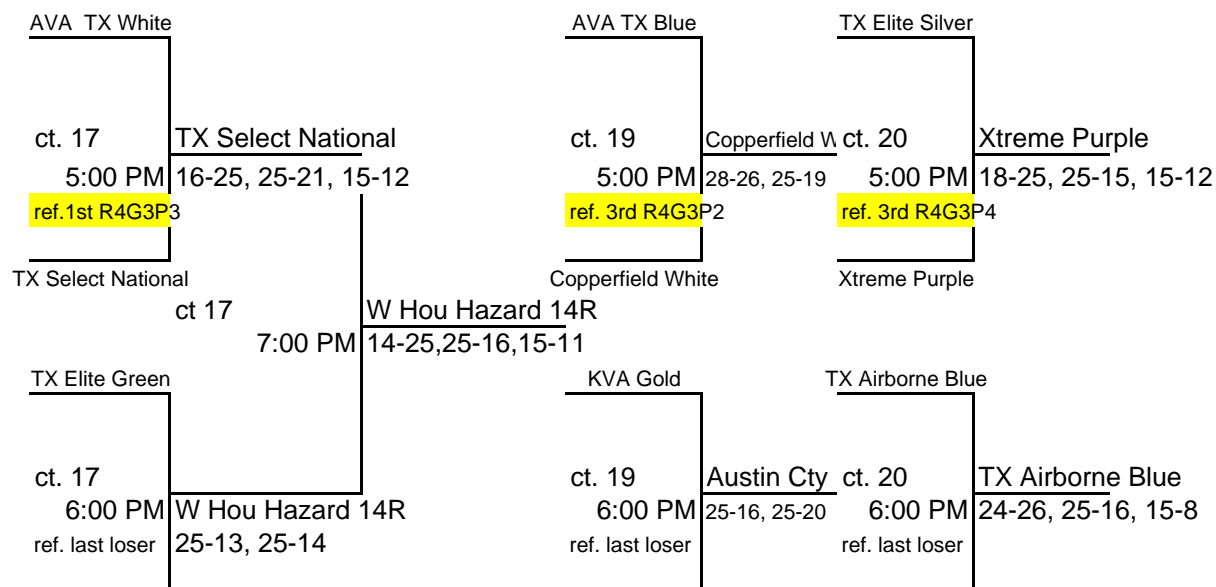
	Match #1	1 vs 3	Game 1	Game 2	Game 3	
Ct. 17 Sat 2:00pm	TX Elite Silver AVA of TX White		16 25	17 25		Ref: KVA Gold
	Match #2	2 vs 4	Game 1	Game 2	Game 3	
Ct. 17 Sat 3:00pm	KVA Gold AVA of TX White		25 23	13 25	8 15	Ref: TX Elite Silver
	Match #3	1 vs 4	Game 1	Game 2	Game 3	
Ct. 17 Sat 4:00pm	TX Elite Silver KVA Gold		25 16	25 13		Ref: AVA of TX White



Power League Finals Results

Pool R4G3P2	14 & Under	Match W	Match L	Game W	Game L	Match %	Game %	Point %	Finish
W Hou Hazard 14R		2	0	4	0	1.00	1.00	1.47	1
Xtreme Purple		1	1	2	2	0.50	0.50	0.91	2
Austin Cty Elite		0	2	0	4	0.00	0.00	0.76	3

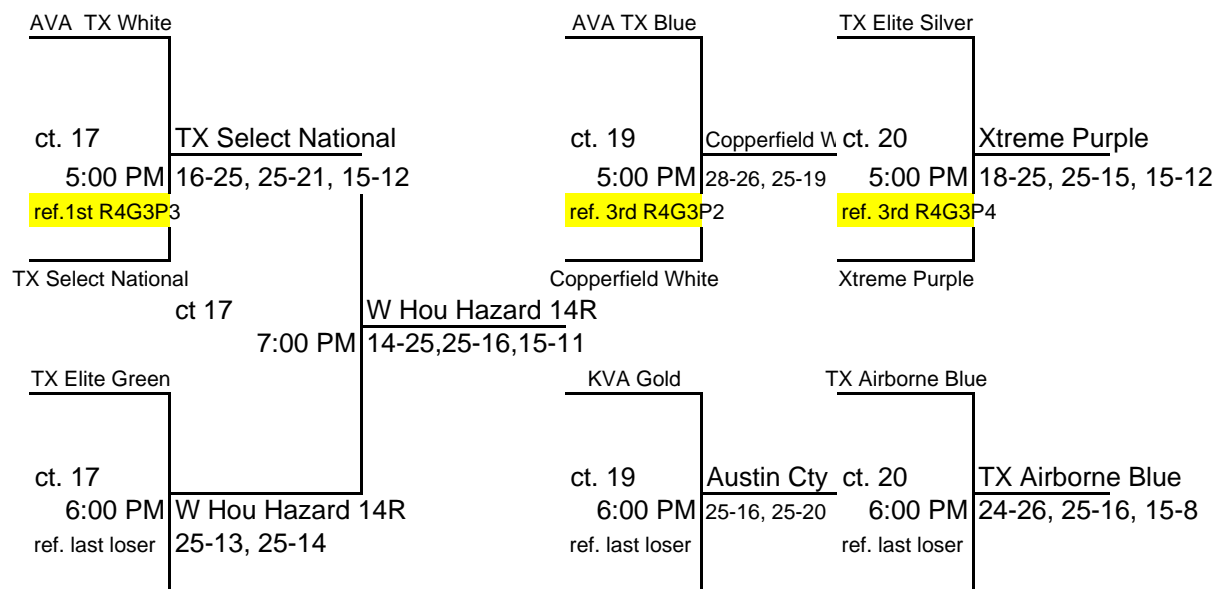
	Match #1	1 vs 3	Game 1	Game 2	Game 3	
Ct. 18 Sat 2:00pm	W Hou Hazard 14R		25	25		Ref: Xtreme Purple
	Austin Cty Elite		19	17		
	Match #2	2 vs 4	Game 1	Game 2	Game 3	Ref: W Hou Hazard 14R
Ct. 18 Sat 3:00pm	Xtreme Purple		26	25		
	Austin Cty Elite		24	17		
	Match #3	1 vs 4	Game 1	Game 2	Game 3	Ref: Austin Cty Elite
Ct. 18 Sat 4:00pm	W Hou Hazard 14R		25	25		
	Xtreme Purple		15	17		



Power League Finals Results

Pool R4G3P3	14 & Under	Match W	Match L	Game W	Game L	Match %	Game %	Point %	Finish
TX Airborne Blue		0	2	0	4	0.00	0.00	0.59	3
Copperfield White		1	1	2	2	0.50	0.50	1.09	2
TX Elite Green		2	0	4	0	1.00	1.00	1.51	1

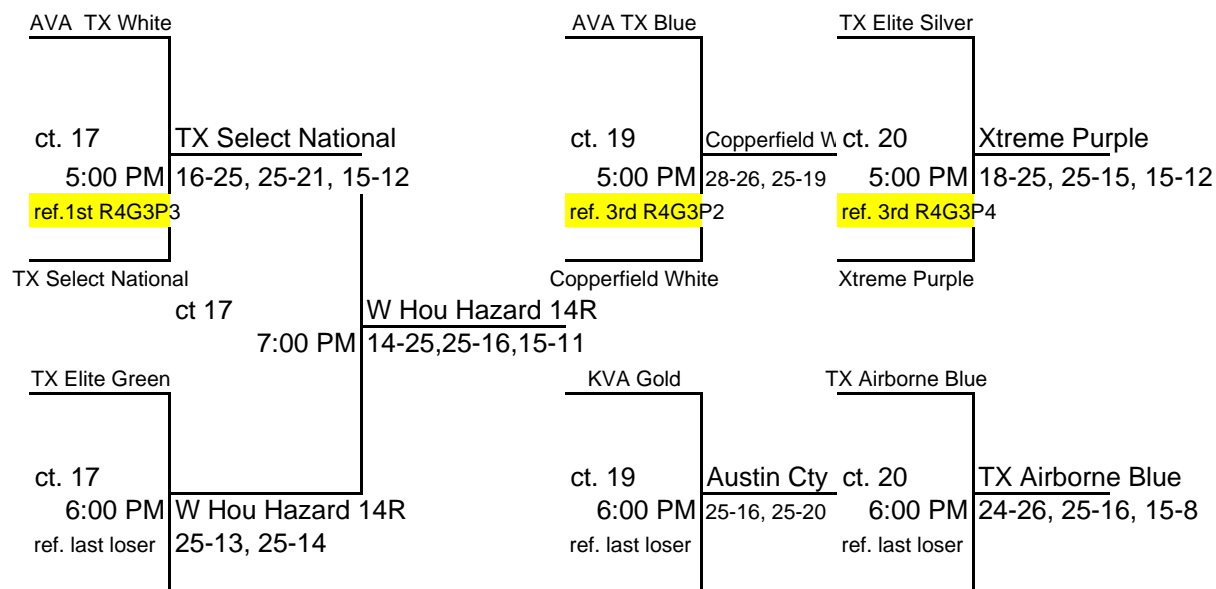
Ct. 19 Sat 2:00pm	Match #1	1 vs 3	Game 1	Game 2	Game 3	Ref: Copperfield White
	TX Airborne Blue TX Elite Green		10 25	25 27		
Ct. 19 Sat 3:00pm	Match #2	2 vs 4	Game 1	Game 2	Game 3	Ref: TX Airborne Blue
	Copperfield White TX Elite Green		24 26	9 25		
Ct. 19 Sat 4:00pm	Match #3	1 vs 4	Game 1	Game 2	Game 3	Ref: TX Elite Green
	TX Airborne Blue Copperfield White		8 25	17 25		



Power League Finals Results

Pool R4G3P4	14 & Under	Match W	Match L	Game W	Game L	Match %	Game %	Point %	Finish
TX Crush Green		0	2	2	4	0.00	0.33	0.83	3
AVA of TX Blue		1	1	2	3	0.50	0.40	0.74	2
TX Select National		2	0	4	1	1.00	0.80	1.77	1

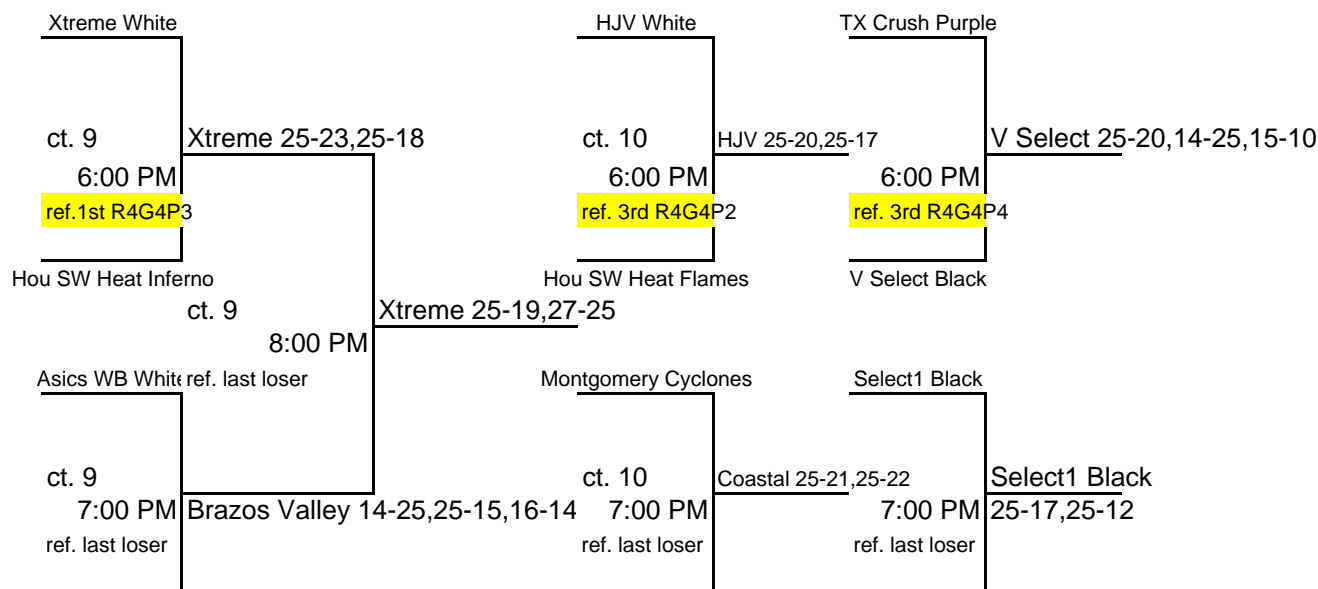
Ct. 20 Sat 2:00pm	Match #1	1 vs 3	Game 1	Game 2	Game 3	Ref: AVA of TX Blue
			13	25	6	
			25	23	15	
Ct. 20 Sat 3:00pm	Match #2	2 vs 4	Game 1	Game 2	Game 3	Ref: TX Crush Green
			9	11		
			25	25		
Ct. 20 Sat 4:00pm	Match #3	1 vs 4	Game 1	Game 2	Game 3	Ref: TX Select National
			22	25	9	
			25	18	15	



Power League Finals Results

Pool R4G4P1	14 & Under	Match W	Match L	Game W	Game L	Match %	Game %	Point %	Finish
TX Crush Purple		1	1	2	2	0.50	0.50	1.19	2
Xtreme White		2	0	4	0	1.00	1.00	1.15	1
Montgomery Cyclones		0	2	0	4	0.00	0.00	0.72	3

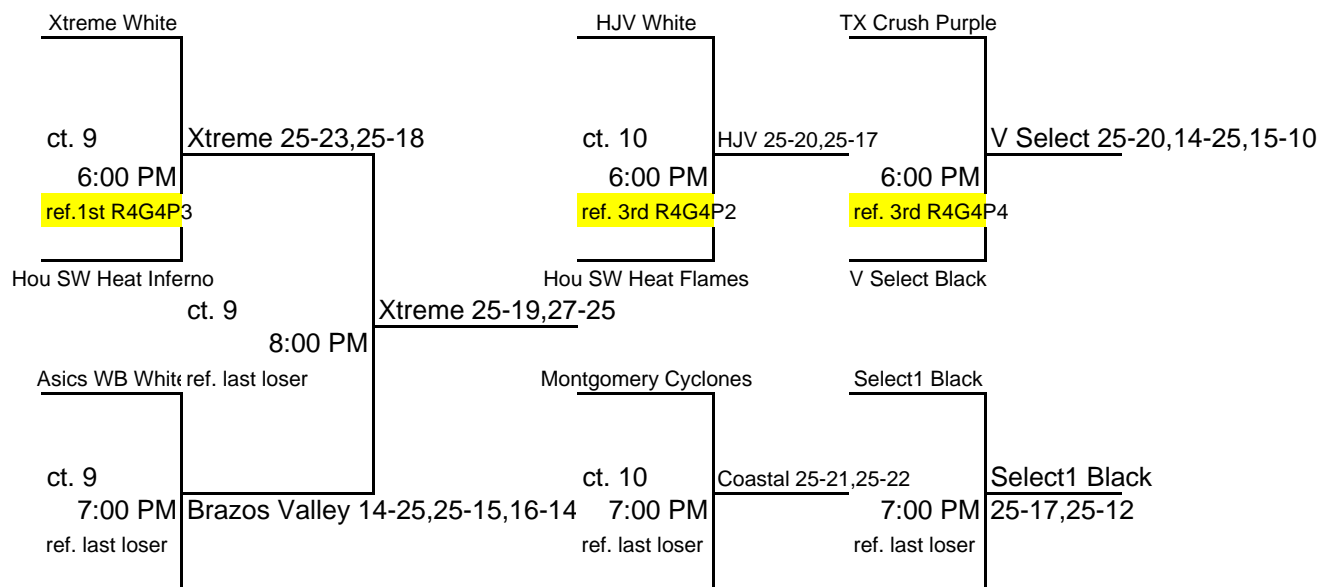
	Match #1	1 vs 3	Game 1	Game 2	Game 3	
Ct. 9 Sat 3:00pm	TX Crush Purple Montgomery Cyclones		25 11	25 17		Ref: Xtreme White
	Match #2 2 vs 4		Game 1	Game 2	Game 3	
Ct. 9 Sat 4:00pm	Xtreme White Montgomery Cyclones		25 21	26 24		Ref: TX Crush Purple
	Match #3 1 vs 4		Game 1	Game 2	Game 3	
Ct. 9 Sat 5:00pm	TX Crush Purple Xtreme White		20 25	24 26		Ref: Montgomery Cyclones



Power League Finals Results

Pool R4G4P2	14 & Under	Match W	Match L	Game W	Game L	Match %	Game %	Point %	Finish
V Select Black		1	1	2	2	0.50	0.50	1.11	2
Brazos Valley Red		2	0	4	1	1.00	0.80	1.36	1
Coastal 14-2		0	2	1	4	0.00	0.20	0.66	3

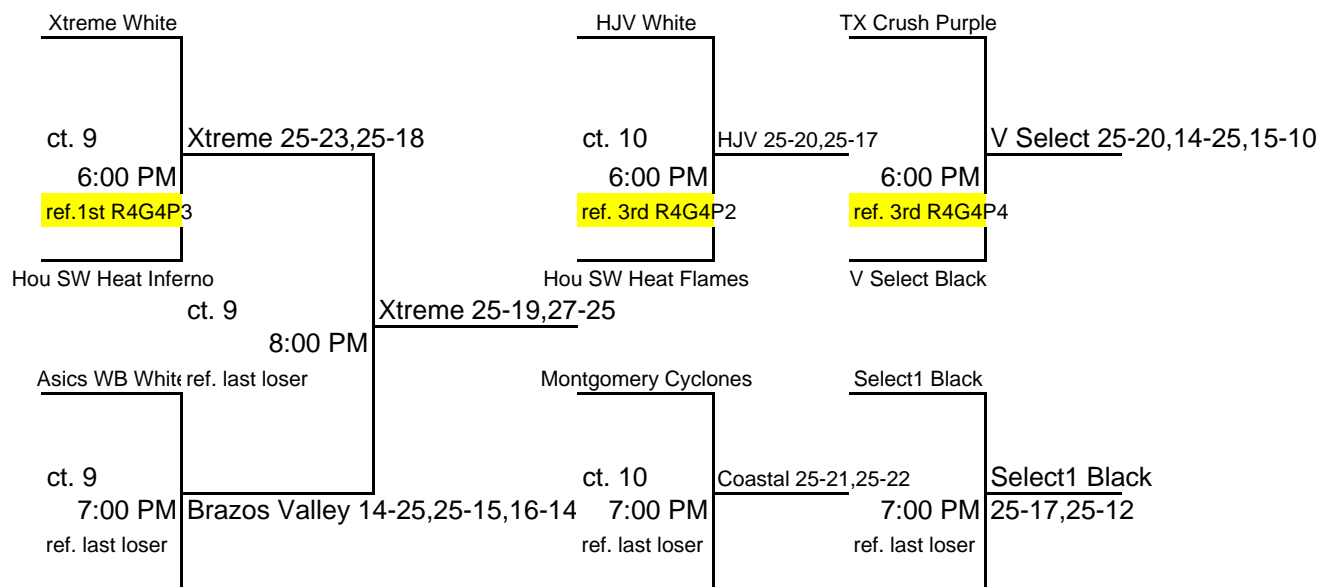
Ct. 10 Sat 3:00pm	Match #1	1 vs 3	Game 1	Game 2	Game 3	Ref: Brazos Valley Red
	V Select Black Coastal 14-2		25 17	25 9		
Ct. 10 Sat 4:00pm	Match #2	2 vs 4	Game 1	Game 2	Game 3	Ref: V Select Black
	Brazos Valley Red Coastal 14-2		19 25	25 15	15 6	
Ct. 10 Sat 5:00pm	Match #3	1 vs 4	Game 1	Game 2	Game 3	Ref: Coastal 14-2
	V Select Black Brazos Valley Red		17 25	17 25		



Power League Finals Results

Pool R4G4P3	14 & Under	Match W	Match L	Game W	Game L	Match %	Game %	Point %	Finish
Asics WB White		2	0	4	0	1.00	1.00	1.32	1
Hou SW Heat Flames		1	1	2	3	0.50	0.40	1.01	2
Select1 Black		0	2	1	4	0.00	0.20	0.77	3

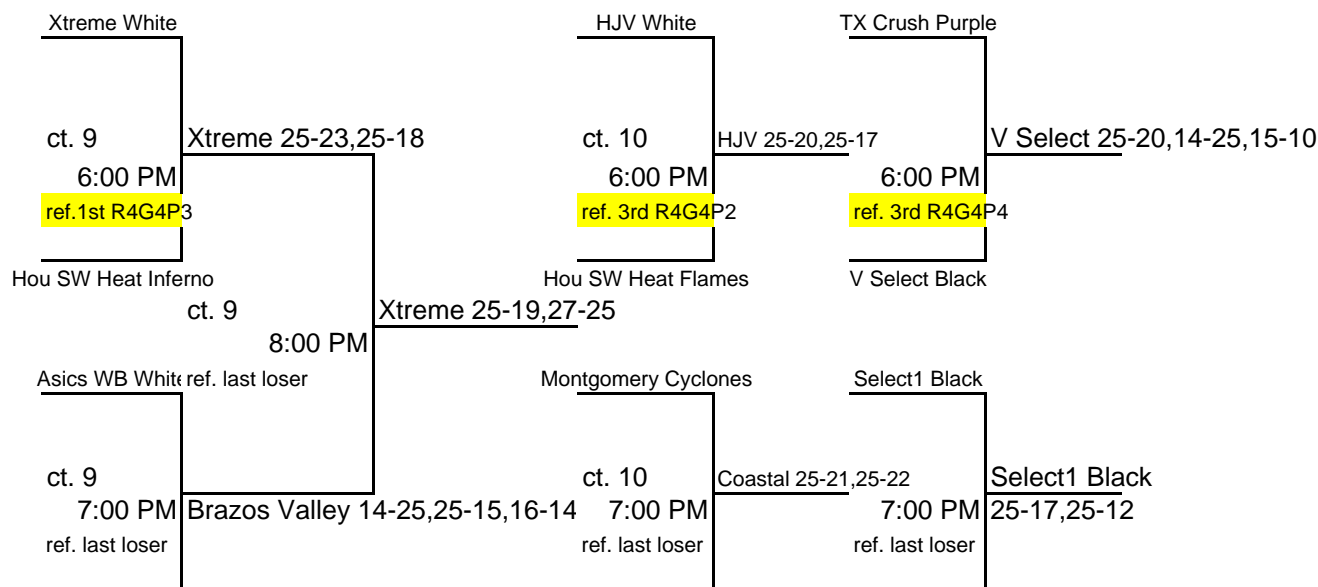
	Match #1	1 vs 3	Game 1	Game 2	Game 3	
Ct. 11 Sat 3:00pm	Asics WB White		25	25		Ref: Hou SW Heat Flames
	Select1 Black		16	15		
Ct. 11 Sat 4:00pm	Match #2		2 vs 4			Ref: Asics WB White
	Hou SW Heat Flames		21	25	15	
Ct. 11 Sat 5:00pm	Match #3		1 vs 4			Ref: Select1 Black
	Asics WB White		25	25		
	Hou SW Heat Flames		23	22		



Power League Finals Results

Pool R4G4P4	14 & Under	Match W	Match L	Game W	Game L	Match %	Game %	Point %	Finish
HJV White		1	1	2	2	0.50	0.50	1.01	2
Shockwave Orange		1	1	2	2	0.50	0.50	0.86	3
Hou SW Heat Inferno		1	1	2	2	0.50	0.50	1.15	1

	Match #1	1 vs 3	Game 1	Game 2	Game 3	
Ct. 12 Sat 3:00pm	HJV White		28	25		Ref: Shockwave Orange
	Hou SW Heat Inferno		26	22		
Ct. 12 Sat 4:00pm	Shockwave Orange		9	24		Ref: HJV White
	Hou SW Heat Inferno		25	26		
Ct. 12 Sat 5:00pm	HJV White		24	23		Ref: Hou SW Heat Inferno
	Shockwave Orange		26	25		



Power League Finals Results

Pool R4G5P2	14 & Under	Match W	Match L	Game W	Game L	Match %	Game %	Point %	Finish
KVA White		1	1	2	3	0.50	0.40	0.92	2
WCJ White		2	0	4	1	1.00	0.80	1.23	1
Copperfield Green		0	2	2	4	0.00	0.33	0.91	3

	Match #1	1 vs 3	Game 1	Game 2	Game 3	
Ct. 8	KVA White		25	22	16	Ref: WCJ White
Sun 8:00am	Copperfield Green		17	25	14	
	Match #2	2 vs 4	Game 1	Game 2	Game 3	
Ct. 8	WCJ White		18	25	15	Ref: KVA White
Sun 4:00pm	Copperfield Green		25	20	9	
	Match #3	1 vs 4	Game 1	Game 2	Game 3	
Ct. 8	KVA White		17	17		Ref: Copperfield Green
Sun 5:00pm	WCJ White		25	25		

Tx Thunder	2nd R4G5P1 ct.7 11:00 AM ref.1st P1	Tx Thunder 23-25, 25-17 15-8	3rd R4G5P1 Orange Cty	ct.8 11:00 AM ref. 1st P2	
KVA White	2nd R4G5P2		3rd R4G5P2	Copperfield Green	
KVY	1st R4G5P1 ct.7 12:00 PM ref. last loser	KVY 25-11, 25-22			
WCJ White	1st R4G5P2				

Power League Finals Results

Pool R4G6P2	14 & Under	Match W	Match L	Game W	Game L	Match %	Game %	Point %	Finish
TX Select Red		0	2	0	4	0.00	0.00	0.66	3
TX Elite Blue		2	0	4	0	1.00	1.00	1.64	1
GCVA North Shore		1	1	2	2	0.50	0.50	0.94	2

	Match #1	1 vs 3	Game 1	Game 2	Game 3	
Ct. 13	TX Select Red		12	23		Ref: TX Elite Blue
Sat 4:00pm	GCVA North Shore		25	25		
	Match #2	2 vs 4	Game 1	Game 2	Game 3	
Ct. 13	TX Elite Blue		25	25		Ref: TX Select Red
Sat 5:00pm	GCVA North Shore		20	10		
	Match #3	1 vs 4	Game 1	Game 2	Game 3	
Ct. 13	TX Select Red		8	23		Ref: GCVA North Shore
Sat 6:00pm	TX Elite Blue		25	25		

League City Revolu	TX Elite White
ct.13	ct.14
7:00 PM	TX Elite 25-20,25-19
ref.1st P1	ref. 1st P2
GCVA North Shore	TX Select Red

Orange Cty Orange	
ct.13	
8:00 PM	Texas Elite 25-11,23-25,15-11
ref.last loser ct13/14	
TX Elite Blue	

Power League Finals Results

Pool R4G6P2	14 & Under	Match W	Match L	Game W	Game L	Match %	Game %	Point %	Finish
Orange Cty Orange		2	0	4	2	1.00	0.67	0.99	1
TX Elite White		0	2	2	4	0.00	0.33	0.84	3
League City Revolu		1	1	3	3	0.50	0.50	1.21	2

	Match #1	1 vs 3	Game 1	Game 2	Game 3	
Ct. 14	Orange Cty Orange		25	14	16	Ref: TX Elite White
Sat 4:00pm	League City Revolu		21	25	14	
	Match #2	2 vs 4	Game 1	Game 2	Game 3	
Ct. 14	TX Elite White		18	25	3	Ref: Orange Cty Orange
Sat 5:00pm	League City Revolu		25	22	15	
	Match #3	1 vs 4	Game 1	Game 2	Game 3	
Ct. 14	Orange Cty Orange		25	21	16	Ref: League City Revolu
Sat 6:00pm	TX Elite White		19	25	14	

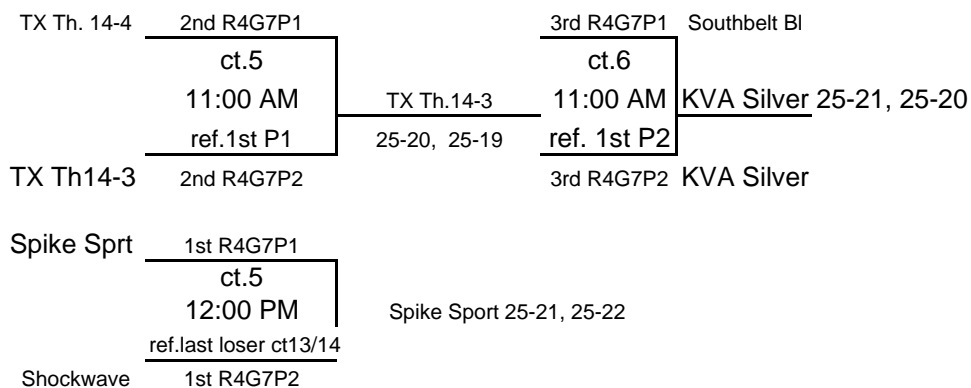
League City Revolu ct.13 7:00 PM ref.1st P1 GCVA North Shore	League City 25-11,25-19	TX Elite White ct.14 TX Elite 25-20,25-19 ref. 1st P2 TX Select Red
--	-------------------------	---

Orange Cty Orange ct.13 8:00 PM ref.last loser ct13/14 TX Elite Blue	Texas Elite 25-11,23-25,15-11
--	-------------------------------

Power League Finals Results

Pool R4G7P2	14 & Under	Match W	Match L	Game W	Game L	Match %	Game %	Point %	Finish
Shockwave Blue		2	0	4	1	1.00	0.80	1.12	1
TX Thunder 14-3		1	1	2	3	0.50	0.40	0.93	2
KVA Silver		0	2	2	4	0.00	0.33	0.96	3

Ct. 6 Sun 8:00am	Match #1	1 vs 3	Game 1	Game 2	Game 3	Ref: TX Thunder 14-3
	Shockwave Blue		25	23	15	
		KVA Silver	22	25	11	Ref: Shockwave Blue
Ct. 6 Sun 9:00am	Match #2	2 vs 4	Game 1	Game 2	Game 3	
	TX Thunder 14-3		25	17	15	Ref: KVA Silver
		KVA Silver	19	25	13	
Ct. 6 Sun 10:00am	Match #3	1 vs 4	Game 1	Game 2	Game 3	
	Shockwave Blue		25	25		
		TX Thunder 14-3	23	20		



Power League Finals Results

Pool R4G7P2	14 & Under	Match W	Match L	Game W	Game L	Match %	Game %	Point %	Finish
Sports Prep Red		2	1	4	2	0.67	0.67	1.16	1
V Select Red		2	1	4	3	0.67	0.57	1.11	3
GCVA Surf Side		2	1	4	2	0.67	0.67	1.07	2
AVA of TX Orange		0	3	1	6	0.00	0.14	0.73	4

	Match #1	1 vs 3	Game 1	Game 2	Game 3	Ref: V Select Red
Ct. 16 Sun 8:00am	Sports Prep Red		16	23		
	GCVA Surf Side		25	25		
	Match #2	2 vs 4	Game 1	Game 2	Game 3	Ref: Sports Prep Red
Ct. 16 Sun 9:00am	V Select Red		25	26	15	
	AVA of TX Orange		17	28	11	
	Match #3	1 vs 4	Game 1	Game 2	Game 3	Ref: GCVA Surf Side
Ct. 16 Sun 10:00am	Sports Prep Red		25	25		
	AVA of TX Orange		12	15		
	Match #4	2 vs 3	Game 1	Game 2	Game 3	Ref: Sports Prep Red
Ct. 16 Sun 11:00am	V Select Red		25	25		
	GCVA Surf Side		17	20		
	Match #5	3 vs 4	Game 1	Game 2	Game 3	Ref: V Select Red
Ct. 16 Sun 12:00pm	GCVA Surf Side		25	25		
	AVA of TX Orange		16	23		
	Match #6	1 vs 2	Game 1	Game 2	Game 3	Ref: AVA of TX Orange
Ct. 16 Sun 1:00pm	Sports Prep Red		25	26		
	V Select Red		20	24		