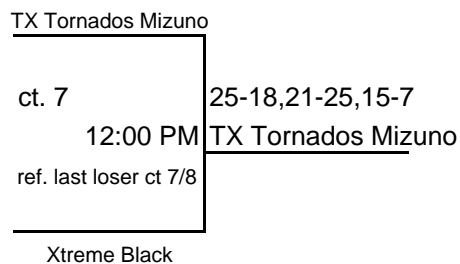
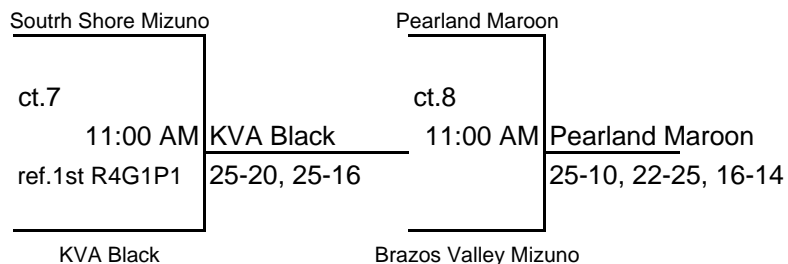


Power League Finals Results

| Pool R4G1P1 | 12 & Under | Match W | Match L | Game W | Game L | Match % | Game % | Point % | Finish |
|-----------------------------|------------|---------|---------|--------|--------|---------|--------|---------|----------|
| TX Tornados Mizuno | | 2 | 0 | 4 | 0 | 1.00 | 1.00 | 2.04 | 1 |
| South Shore Mizuno | | 1 | 1 | 2 | 2 | 0.50 | 0.50 | 0.87 | 2 |
| Brazos Valley Mizuno | | 0 | 2 | 0 | 4 | 0.00 | 0.00 | 0.60 | 3 |

| | | | | | | |
|----------------------|----------|----------------------|--------|--------|--------|---------------------------|
| Ct. 7 Sat 8:00am | Match #1 | 1 vs 3 | Game 1 | Game 2 | Game 3 | Ref: South Shore Mizuno |
| | | | 25 | 25 | | |
| | | TX Tornados Mizuno | 10 | 14 | | Ref: TX Tornados Mizuno |
| | | Brazos Valley Mizuno | | | | |
| Ct. 7 Sat 9:00am | Match #2 | 2 vs 4 | Game 1 | Game 2 | Game 3 | Ref: Brazos Valley Mizuno |
| | | | 25 | 25 | | |
| | | South Shore Mizuno | 19 | 17 | | |
| | | Brazos Valley Mizuno | | | | |
| Ct. 7 Sat 10:00am | Match #3 | 1 vs 4 | Game 1 | Game 2 | Game 3 | Ref: Brazos Valley Mizuno |
| | | | 25 | 25 | | |
| | | TX Tornados Mizuno | 9 | 16 | | |
| | | South Shore Mizuno | | | | |



Power League Finals Results

| Pool R4G1P2 | 12 & Under | Match W | Match L | Game W | Game L | Match % | Game % | Point % | Finish |
|------------------------|------------|---------|---------|--------|--------|---------|--------|---------|----------|
| Xtreme Black | | 2 | 0 | 4 | 0 | 1.00 | 1.00 | 1.41 | 1 |
| Pearland Maroon | | 1 | 1 | 2 | 3 | 0.50 | 0.40 | 0.95 | 2 |
| KVA Black | | 0 | 2 | 1 | 4 | 0.00 | 0.20 | 0.79 | 3 |

| | Match #1 | 1 vs 3 | Game 1 | Game 2 | Game 3 | |
|----------------------|---------------------------------|--------|-----------------|-----------------|-----------------|----------------------|
| Ct. 8 Sat 8:00am | Xtreme Black KVA Black | | 25 10 | 25 20 | | Ref: Pearland Maroon |
| Ct. 8 Sat 9:00am | Match #2 | 2 vs 4 | Game 1 | Game 2 | Game 3 | Ref: Xtreme Black |
| | Pearland Maroon KVA Black | | 25 22 | 22 25 | 15 11 | |
| Ct. 8 Sat 10:00am | Match #3 | 1 vs 4 | Game 1 | Game 2 | Game 3 | Ref: KVA Black |
| | Xtreme Black Pearland Maroon | | 25 18 | 25 23 | | |

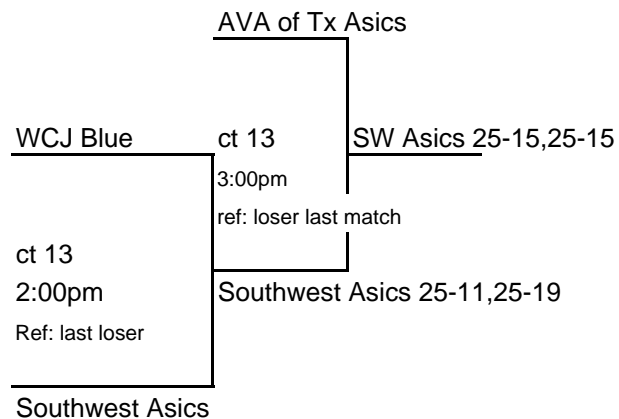
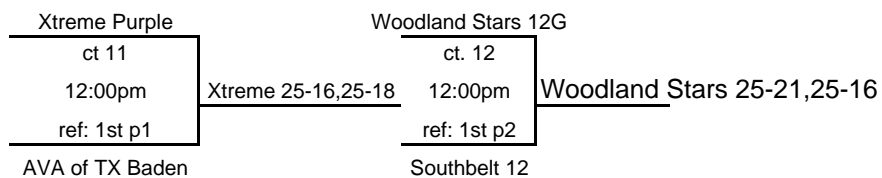
| | | |
|---|-----------|---|
| South Shore Mizuno ct.7 11:00 AM ref.1st R4G1P1 KVA Black | KVA Black | Pearland Maroon ct.8 11:00 AM Pearland Maroon 25-10, 22-25, 16-14 Brazos Valley Mizuno |
| 25-20, 25-16 | | |

| | | |
|---|--------------------|------------------|
| TX Tornados Mizuno ct. 7 12:00 PM ref. last loser ct 7/8 Xtreme Black | TX Tornados Mizuno | 25-18,21-25,15-7 |
|---|--------------------|------------------|

Power League Finals Results

| Pool R4G2P2 | 12 & Under | Match W | Match L | Game W | Game L | Match % | Game % | Point % | Finish |
|------------------------|------------|---------|---------|--------|--------|---------|--------|---------|----------|
| WCJ Blue | | 1 | 1 | 3 | 2 | 0.50 | 0.60 | 0.91 | 1 |
| AVA of TX Baden | | 1 | 1 | 2 | 2 | 0.50 | 0.50 | 0.98 | 2 |
| Southbelt 12 | | 1 | 1 | 2 | 3 | 0.50 | 0.40 | 1.12 | 3 |

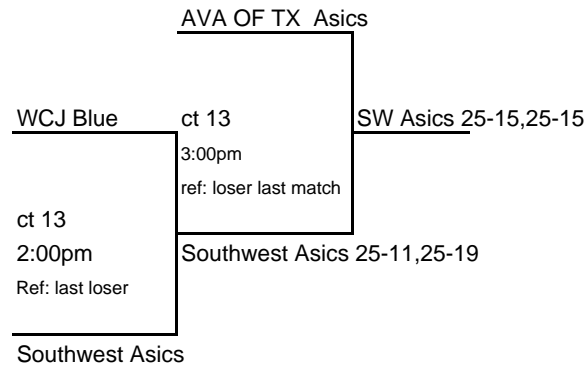
| | Match #1 | 1 vs 3 | Game 1 | Game 2 | Game 3 | |
|-----------------------|---------------------------------|--------|-----------|-----------|-----------|----------------------|
| Ct. 12 Sat 9:00am | WCJ Blue Southbelt 12 | | 14 | 25 | 10 | Ref: AVA of TX Baden |
| | | | 25 | 17 | 25 | |
| Ct. 12 Sat 10:00am | Match #2 2 vs 4 | | Game 1 | Game 2 | Game 3 | Ref: WCJ Blue |
| | AVA of TX Baden Southbelt 12 | | 25 | 28 | | |
| Ct. 12 Sat 11:00am | Match #3 1 vs 4 | | Game 1 | Game 2 | Game 3 | Ref: Southbelt 12 |
| | WCJ Blue AVA of TX Baden | | 25 | 25 | | |



Power League Finals Results

| Pool R4G2P3 | 12 & Under | Match W | Match L | Game W | Game L | Match % | Game % | Point % | Finish |
|-------------------------|------------|---------|---------|--------|--------|---------|--------|---------|----------|
| Southwest Asics | | 3 | 0 | 6 | 0 | 1.00 | 1.00 | 2.08 | 1 |
| W Hou Hazard 12B | | 0 | 3 | 0 | 6 | 0.00 | 0.00 | 0.57 | 4 |
| TRV Elite | | 2 | 1 | 4 | 2 | 0.67 | 0.67 | 0.98 | 2 |
| Asics WB red | | 1 | 2 | 2 | 4 | 0.33 | 0.33 | 0.92 | 3 |

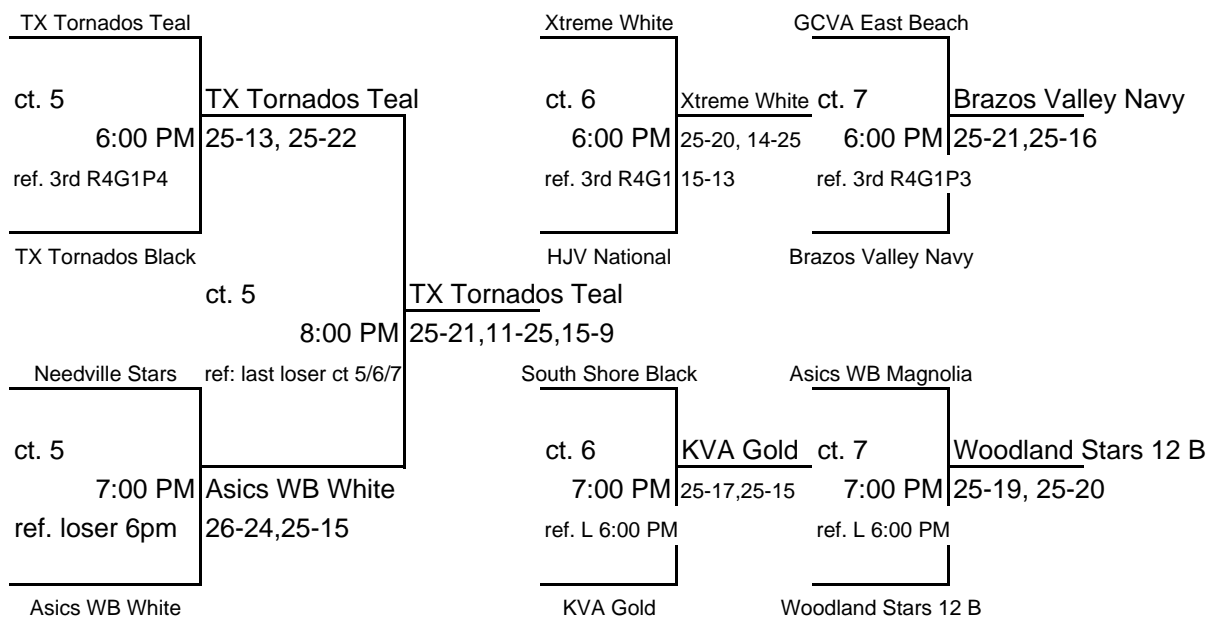
| | | | | | | |
|-----------------------|------------------|--------|-----------|-----------|--------|-----------------------|
| Ct. 13 Sat 8:00am | Match #1 | 1 vs 3 | Game 1 | Game 2 | Game 3 | Ref: W Hou Hazard 12B |
| | Southwest Asics | | 25 | 25 | | |
| | TRV Elite | | 13 | 8 | | Ref: Southwest Asics |
| | Match #2 | 2 vs 4 | Game 1 | Game 2 | Game 3 | |
| Ct. 13 Sat 9:00am | W Hou Hazard 12B | | 11 | 21 | | Ref: TRV Elite |
| | Asics WB red | | 25 | 25 | | |
| | Match #3 | 1 vs 4 | Game 1 | Game 2 | Game 3 | Ref: Southwest Asics |
| | Southwest Asics | | 25 | 25 | | |
| Ct. 13 Sat 10:00am | Asics WB red | | 18 | 17 | | Ref: Southwest Asics |
| | Match #4 | 2 vs 3 | Game 1 | Game 2 | Game 3 | |
| Ct. 13 Sat 11:00am | W Hou Hazard 12B | | 14 | 23 | | Ref: Asics WB red |
| | TRV Elite | | 25 | 25 | | |
| | Match #5 | 1 vs 2 | Game 1 | Game 2 | Game 3 | Ref: W Hou Hazard 12B |
| | Southwest Asics | | 25 | 25 | | |
| Ct. 13 Sat 12:00pm | W Hou Hazard 12B | | 2 | 14 | | Ref: W Hou Hazard 12B |
| | Match #6 | 3 vs 4 | Game 1 | Game 2 | Game 3 | |
| Ct. 13 Sat 1:00pm | TRV Elite | | 25 | 25 | | |
| | Asics WB red | | 17 | 19 | | |



Power League Finals Results

| Pool R4G3P1 | 12 & Under | Match W | Match L | Game W | Game L | Match % | Game % | Point % | Finish |
|--------------------------|------------|---------|---------|--------|--------|---------|--------|---------|----------|
| TX Tornados Teal | | 2 | 0 | 4 | 0 | 1.00 | 1.00 | 1.75 | 1 |
| GCVA East Beach | | 1 | 1 | 2 | 3 | 0.50 | 0.40 | 0.97 | 2 |
| South Shore Black | | 0 | 2 | 1 | 4 | 0.00 | 0.20 | 0.62 | 3 |

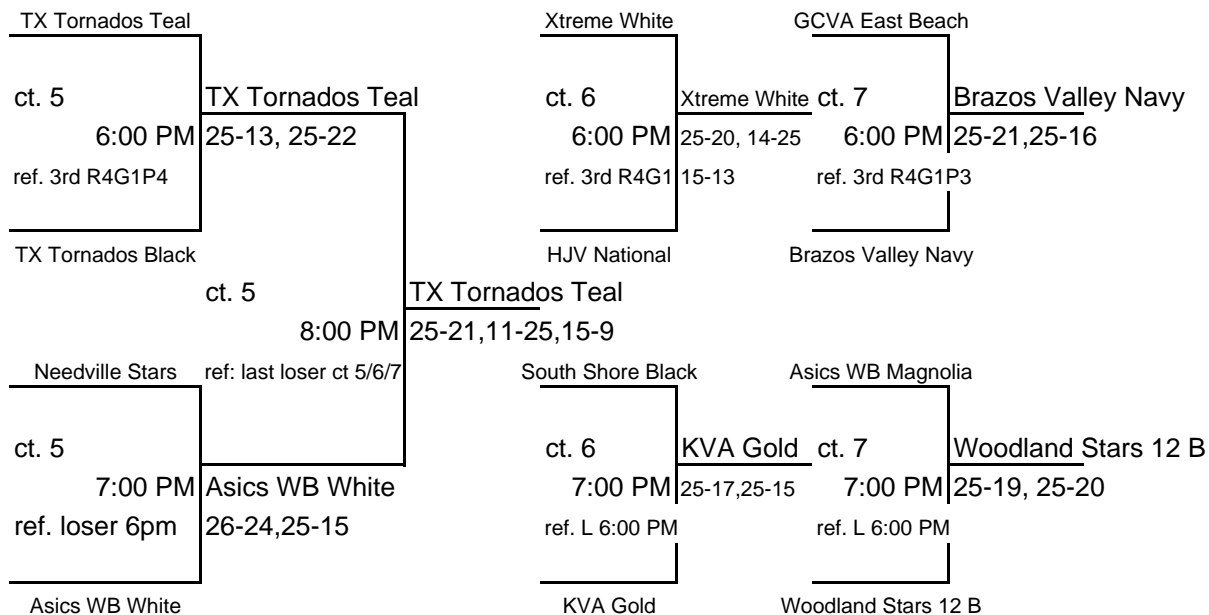
| | | | | | | |
|---------------------|---------------------------------------|--------|-----------------|-----------------|----------------|------------------------|
| Ct. 5 Sat 3:00pm | Match #1 | 1 vs 3 | Game 1 | Game 2 | Game 3 | Ref: GCVA East Beach |
| | TX Tornados Teal South Shore Black | | 25 7 | 25 15 | | |
| Ct. 5 Sat 4:00pm | Match #2 | 2 vs 4 | Game 1 | Game 2 | Game 3 | Ref: TX Tornados Teal |
| | GCVA East Beach South Shore Black | | 15 25 | 25 14 | 15 4 | |
| Ct. 5 Sat 5:00pm | Match #3 | 1 vs 4 | Game 1 | Game 2 | Game 3 | Ref: South Shore Black |
| | TX Tornados Teal GCVA East Beach | | 25 14 | 25 21 | | |



Power League Finals Results

| Pool R4G3P2 | 12 & Under | Match W | Match L | Game W | Game L | Match % | Game % | Point % | Finish |
|---------------------------|------------|---------|---------|--------|--------|---------|--------|---------|----------|
| Asics WB White | | 2 | 0 | 4 | 1 | 1.00 | 0.80 | 1.37 | 1 |
| KVA Gold | | 0 | 2 | 2 | 4 | 0.00 | 0.33 | 0.80 | 3 |
| Brazos Valley Navy | | 1 | 1 | 2 | 3 | 0.50 | 0.40 | 0.93 | 2 |

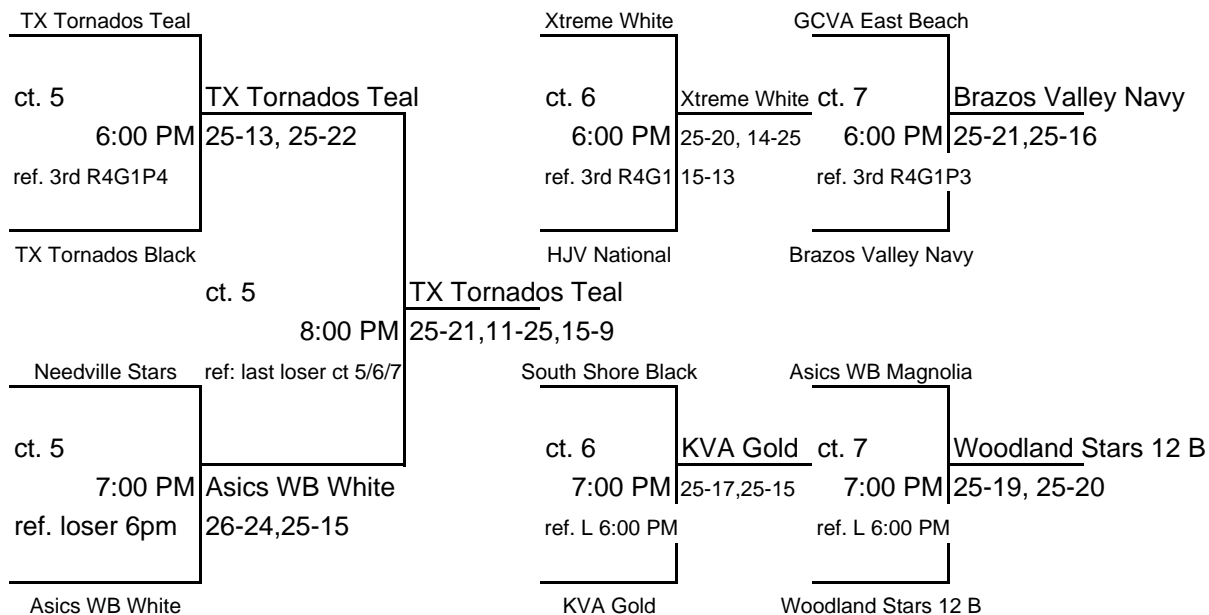
| | | | | | | |
|---------------------|--------------------|--------|-----------|-----------|-----------|-------------------------|
| Ct. 6 Sat 3:00pm | Match #1 | 1 vs 3 | Game 1 | Game 2 | Game 3 | Ref: KVA Gold |
| | Asics WB White | | 28 | 25 | | |
| | Brazos Valley Navy | | 26 | 19 | | |
| Ct. 6 Sat 4:00pm | Match #2 | 2 vs 4 | Game 1 | Game 2 | Game 3 | Ref: Asics WB White |
| | KVA Gold | | 20 | 25 | 16 | |
| | Brazos Valley Navy | | 25 | 18 | 18 | |
| Ct. 6 Sat 5:00pm | Match #3 | 1 vs 4 | Game 1 | Game 2 | Game 3 | Ref: Brazos Valley Navy |
| | Asics WB White | | 22 | 25 | 25 | |
| | KVA Gold | | 25 | 12 | 9 | |



Power League Finals Results

| Pool R4G3P3 | 12 & Under | Match W | Match L | Game W | Game L | Match % | Game % | Point % | Finish |
|--------------------------|------------|---------|---------|--------|--------|---------|--------|---------|----------|
| Needville Stars | | 2 | 0 | 4 | 2 | 1.00 | 0.67 | 1.08 | 1 |
| Asics WB Magnolia | | 0 | 2 | 2 | 4 | 0.00 | 0.33 | 1.08 | 3 |
| HJV National | | 1 | 1 | 3 | 3 | 0.50 | 0.50 | 0.85 | 2 |

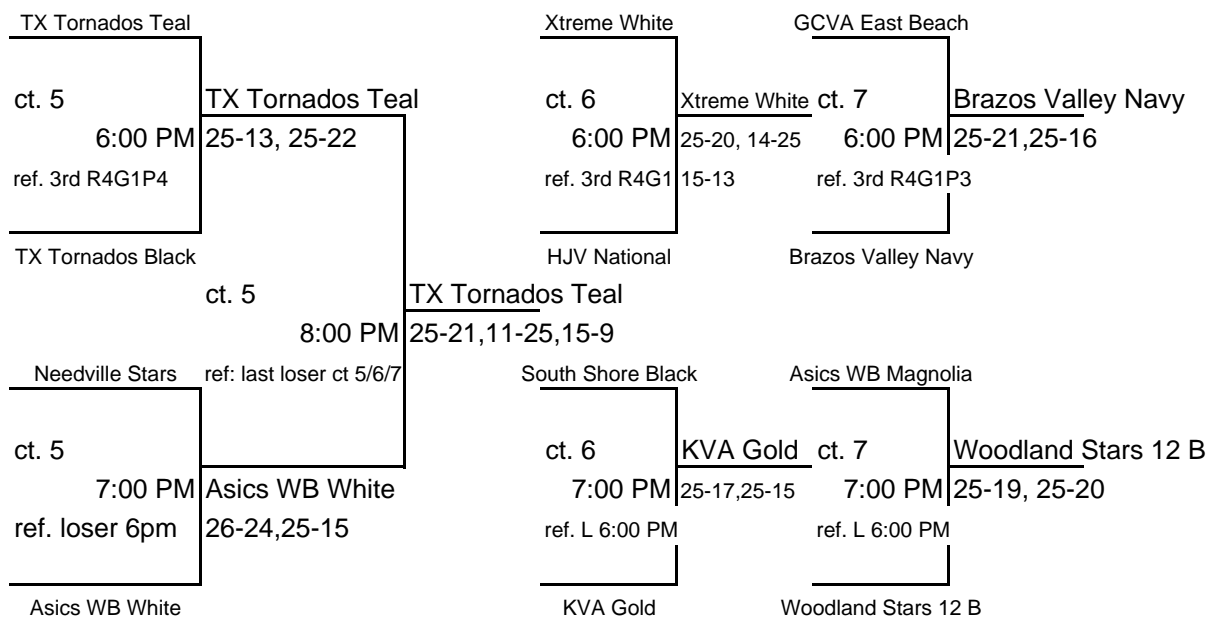
| | Match #1 | 1 vs 3 | Game 1 | Game 2 | Game 3 | |
|---------------------|-------------------|--------|-----------|-----------|-----------|------------------------|
| Ct. 7 Sat 3:00pm | Needville Stars | | 25 | 21 | 15 | Ref: Asics WB Magnolia |
| | HJV National | | 11 | 25 | 11 | |
| Ct. 7 Sat 4:00pm | Match #2 | 2 vs 4 | Game 1 | Game 2 | Game 3 | Ref: Needville Stars |
| | Asics WB Magnolia | | 22 | 25 | 15 | |
| | HJV National | | 25 | 16 | 17 | |
| Ct. 7 Sat 5:00pm | Match #3 | 1 vs 4 | Game 1 | Game 2 | Game 3 | Ref: HJV National |
| | Needville Stars | | 25 | 15 | 15 | |
| | Asics WB Magnolia | | 22 | 25 | 13 | |



Power League Finals Results

| Pool R4G3P4 | 12 & Under | Match W | Match L | Game W | Game L | Match % | Game % | Point % | Finish |
|---------------------------|------------|---------|---------|--------|--------|---------|--------|---------|----------|
| Xtreme White | | 1 | 1 | 3 | 3 | 0.50 | 0.50 | 0.94 | 2 |
| Woodland Stars 12B | | 1 | 1 | 3 | 3 | 0.50 | 0.50 | 0.93 | 3 |
| TX Tornados Black | | 1 | 1 | 3 | 3 | 0.50 | 0.50 | 1.14 | 1 |

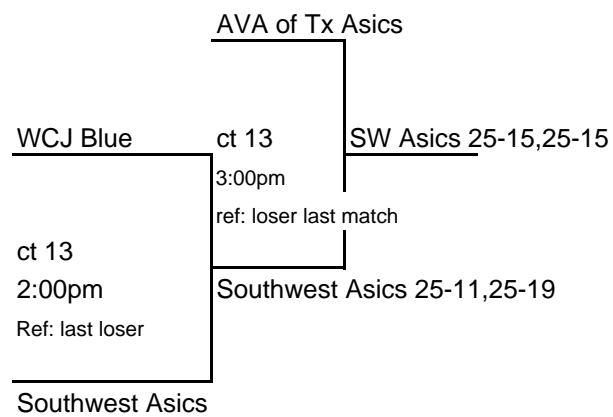
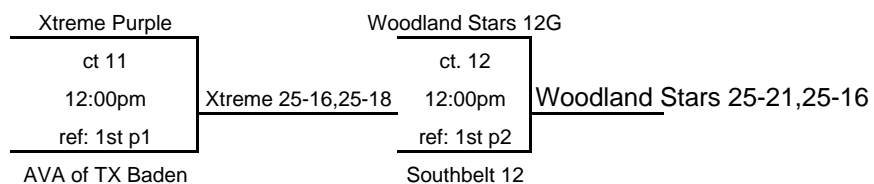
| | | | | | | |
|---------------------|--------------------|--------------------|-----------|-----------|-----------|-------------------------|
| Ct. 8 Sat 3:00pm | Match #1 | 1 vs 3 | Game 1 | Game 2 | Game 3 | Ref: Woodland Stars 12B |
| | Xtreme White | | 25 | 4 | 16 | |
| | TX Tornados Black | | 12 | 25 | 14 | Ref: Xtreme White |
| | Match #2 | 2 vs 4 | Game 1 | Game 2 | Game 3 | |
| Ct. 8 Sat 4:00pm | Woodland Stars 12B | | 25 | 17 | 16 | Ref: TX Tornados Black |
| | TX Tornados Black | | 23 | 25 | 18 | |
| Ct. 8 Sat 5:00pm | Match #3 | 1 vs 4 | Game 1 | Game 2 | Game 3 | |
| | Xtreme White | | 20 | 25 | 5 | |
| | | Woodland Stars 12B | 25 | 10 | 15 | |



Power League Finals Results

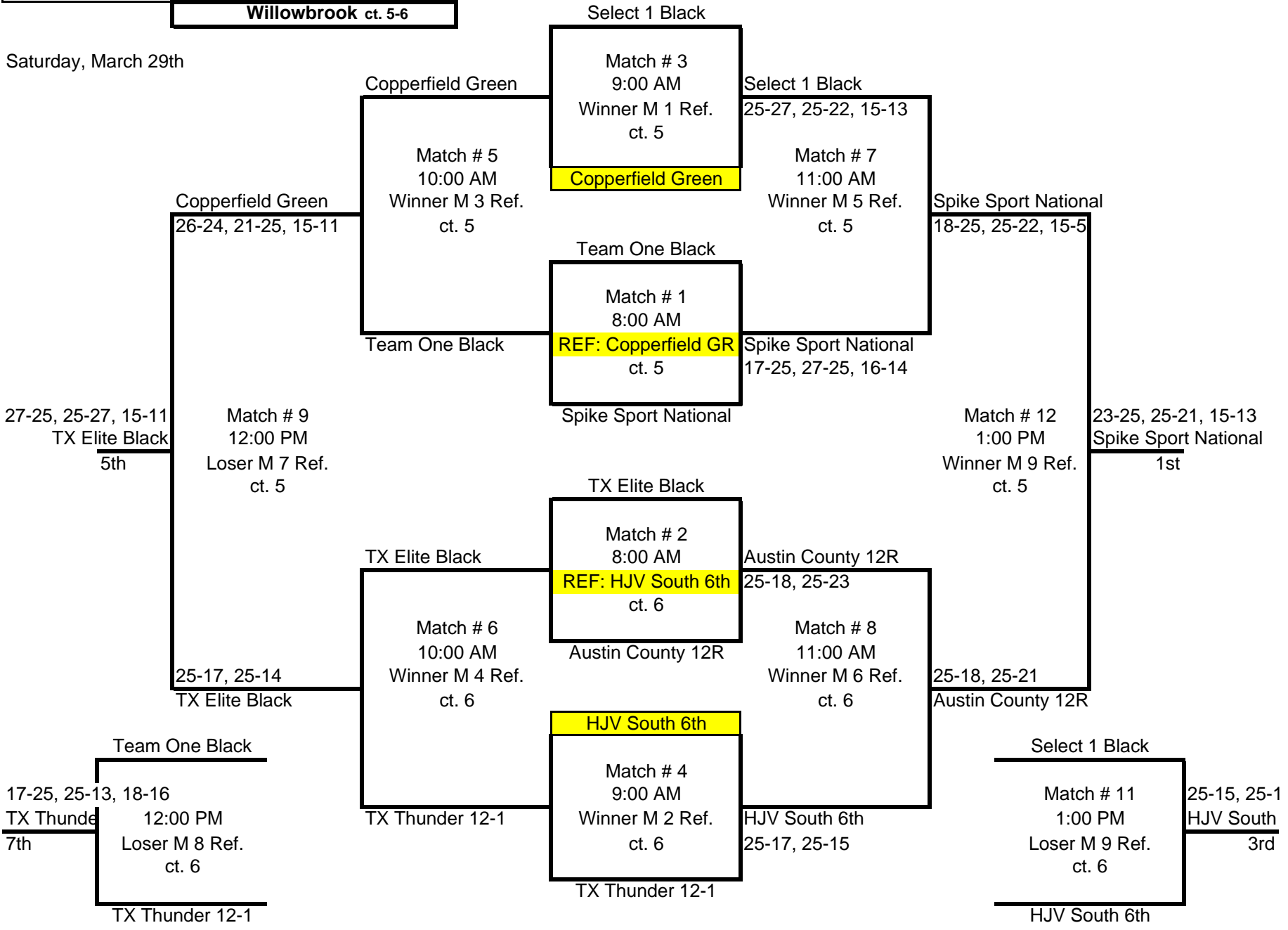
| Pool R4G2P1 | 12 & Under | Match W | Match L | Game W | Game L | Match % | Game % | Point % | Finish |
|---------------------------|------------|---------|---------|--------|--------|---------|--------|---------|----------|
| AVA of TX Asics | | 2 | 0 | 4 | 0 | 1.00 | 1.00 | 1.45 | 1 |
| Xtreme Purple | | 1 | 1 | 2 | 3 | 0.50 | 0.40 | 0.91 | 2 |
| Woodland Stars 12G | | 0 | 2 | 1 | 4 | 0.00 | 0.20 | 0.80 | 3 |

| | | | | | | |
|-------------|--------------------|--------|-----------|-----------|-----------|-------------------------|
| | Match #1 | 1 vs 3 | Game 1 | Game 2 | Game 3 | |
| Ct. 11 | AVA of TX Asics | | 25 | 25 | | Ref: Xtreme Purple |
| Sat 9:00am | Woodland Stars 12G | | 21 | 15 | | |
| | Match #2 | 2 vs 4 | Game 1 | Game 2 | Game 3 | |
| Ct. 11 | Xtreme Purple | | 25 | 19 | 15 | Ref: AVA of TX Asics |
| Sat 10:00am | Woodland Stars 12G | | 18 | 25 | 8 | |
| | Match #3 | 1 vs 4 | Game 1 | Game 2 | Game 3 | |
| Ct. 11 | AVA of TX Asics | | 25 | 25 | | Ref: Woodland Stars 12G |
| Sat 11:00am | Xtreme Purple | | 15 | 18 | | |



12 Flight 1 - Saturday
Willowbrook ct. 5-6

Saturday, March 29th



Power League Finals Results

| Pool R4G5P4 | 12 & Under | Match W | Match L | Game W | Game L | Match % | Game % | Point % | Finish |
|--------------------------|------------|---------|---------|--------|--------|---------|--------|---------|----------|
| GCVA West Beach | | 3 | 0 | 6 | 3 | 1.00 | 0.67 | 1.21 | 1 |
| Austin County 12W | | 0 | 3 | 2 | 6 | 0.00 | 0.25 | 0.79 | 4 |
| Asics WB Blue | | 2 | 1 | 5 | 3 | 0.67 | 0.63 | 1.14 | 2 |
| HJV South 5th | | 1 | 2 | 4 | 5 | 0.33 | 0.44 | 0.93 | 3 |

| | | | | | | | |
|--------|-------------|-------------------|--------|-----------|-----------|-----------|------------------------|
| | | Match #1 | 1 vs 3 | Game 1 | Game 2 | Game 3 | |
| Ct. 26 | Sat 8:00am | GCVA West Beach | | 22 | 25 | 15 | Ref: Austin County 12W |
| | | Asics WB Blue | | 25 | 15 | 11 | |
| | | Match #2 | 2 vs 4 | Game 1 | Game 2 | Game 3 | |
| Ct. 26 | Sat 9:00am | Austin County 12W | | 31 | 26 | 11 | Ref: GCVA West Beach |
| | | HJV South 5th | | 29 | 28 | 15 | |
| | | Match #3 | 1 vs 4 | Game 1 | Game 2 | Game 3 | |
| Ct. 26 | Sat 10:00am | GCVA West Beach | | 22 | 25 | 15 | Ref: Asics WB Blue |
| | | HJV South 5th | | 25 | 14 | 9 | |
| | | Match #4 | 2 vs 3 | Game 1 | Game 2 | Game 3 | |
| Ct. 26 | Sat 11:00am | Austin County 12W | | 14 | 10 | | Ref: GCVA West Beach |
| | | Asics WB Blue | | 25 | 25 | | |
| | | Match #5 | 1 vs 2 | Game 1 | Game 2 | Game 3 | |
| Ct. 26 | Sat 12:00pm | GCVA West Beach | | 22 | 25 | 16 | Ref: HJV South 5th |
| | | Austin County 12W | | 25 | 16 | 14 | |
| | | Match #6 | 3 vs 4 | Game 1 | Game 2 | Game 3 | |
| Ct. 26 | Sat 1:00pm | Asics WB Blue | | 18 | 25 | 15 | Ref: Austin County 12W |
| | | HJV South 5th | | 25 | 20 | 9 | |