

Power League Finals Results

Pool G1P1	15 & Under	Match W	Match L	Game W	Game L	Match %	Game %	Point %	Finish
TX Tornados White		0	2	0	4	0.00	0.00	0.83	3
TX Elite Blue		1	1	2	2	0.50	0.50	0.93	2
Woodland Stars Blue		2	0	4	0	1.00	1.00	1.31	1

	Match #1	1 vs 3	Game 1	Game 2	Game 3	
Ct. 7 Sun 8:00am	TX Tornados White		28	13		Ref: TX Elite Blue
	Woodland Stars Blue		30	25		
	Match #2	2 vs 4				Ref: TX Tornados White
Ct. 7 Sun 9:00am	TX Elite Blue		22	17		Ref: Woodland Stars Blue
	Woodland Stars Blue		25	25		
	Match #3	1 vs 4				
Ct. 7 Sun 10:00am	TX Tornados White		24	25		
	TX Elite Blue		26	27		

Tx Torn White	TX Torn Teal	Woodland Stars Blue
3rd G1P1	2nd G1P2	1st G1P1
ct. 7 11:00 AM ref.1st G1P1	ct. 8 11:00 AM ref.1st G1P2	ct. 7 12:00 PM ref: last los
25-21, 25-22	25-19, 17-2	Willowbrook Molten 25-15, 25-22
3rd G1P2	2nd G1P1	1st G1P2

Power League Finals Results

Pool G1P2	15 & Under	Match W	Match L	Game W	Game L	Match %	Game %	Point %	Finish
TX Tornados Silver		0	2	1	4	0.00	0.20	0.79	3
Willowbrook Molten		2	0	4	0	1.00	1.00	1.68	1
TX Tornados Teal		1	1	2	3	0.50	0.40	0.81	2

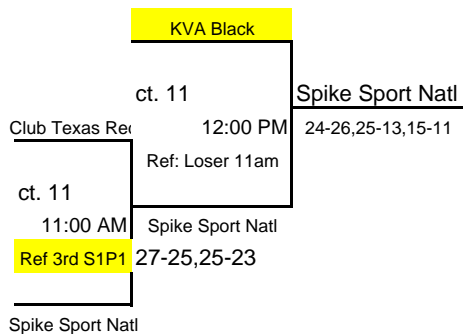
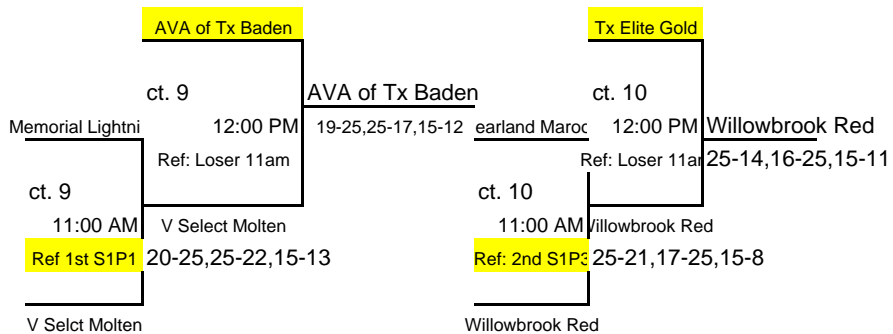
	Match #1	1 vs 3	Game 1	Game 2	Game 3	
Ct. 8	TX Tornados Silver		19	25	12	Ref: Willowbrook Molten
Sun 8:00am	TX Tornados Teal		25	11	15	
	Match #2	2 vs 4				Ref: TX Tornados Silver
Ct. 8	Willowbrook Molten		26	25		
Sun 9:00am	TX Tornados Teal		24	12		
	Match #3	1 vs 4				Ref: TX Tornados Teal
Ct. 8	TX Tornados Silver		10	14		
Sun 10:00am	Willowbrook Molten		25	25		

Tx Torn White	TX Torn Teal	Woodland Stars Blue
3rd G1P1	2nd G1P2	1st G1P1
ct. 7	ct. 8	ct. 7
0.45833333	0.45833333	0.5
Tx. Torn White ref.1st G1P25-21, 25-22	Tx. Torn Teal ref.1st G1P25-19, 17-2	Willowbrook Molten ref: last los25-15, 25-22

Power League Finals Results

Pool S1P1	15 & Under	Match W	Match L	Game W	Game L	Match %	Game %	Point %	Finish
KVA Black		0	2	1	4	0.00	0.20	0.84	3
AVA of TX Baden		2	0	4	0	1.00	1.00	1.49	1
Pearland Maroon		1	1	2	3	0.50	0.40	0.86	2

	Match #1	1 vs 3	Game 1	Game 2	Game 3	
Ct. 9 Sun 8:00am	KVA Black		22	25	12	Ref: AVA of TX Baden
	Pearland Maroon		25	22	15	
	Match #2	2 vs 4				Ref: KVA Black
Ct. 9 Sun 9:00am	AVA of TX Baden		25	25		Ref: Pearland Maroon
	Pearland Maroon		20	12		
	Match #3	1 vs 4				
Ct. 9 Sun 10:00am	KVA Black		20	15		
	AVA of TX Baden		25	25		



Power League Finals Results

Pool S1P2	15 & Under	Match W	Match L	Game W	Game L	Match %	Game %	Point %	Finish
Memorial Lightning		2	0	4	0	1.00	1.00	1.45	1
Club TX Red		0	2	0	4	0.00	0.00	0.78	3
Willowbrook Red		1	1	2	2	0.50	0.50	0.90	2

	Match #1	1 vs 3	Game 1	Game 2	Game 3	
Ct. 10 Sun 8:00am	Memorial Lightning Willowbrook Red		25 15	25 20		Ref: Club TX Red
	Match #2 2 vs 4					
Ct. 10 Sun 9:00am	Club TX Red Willowbrook Red		23 25	21 25		Ref: Memorial Lightning
	Match #3 1 vs 4					
Ct. 10 Sun 10:00am	Memorial Lightning Club TX Red		25 17	25 17		Ref: Willowbrook Red

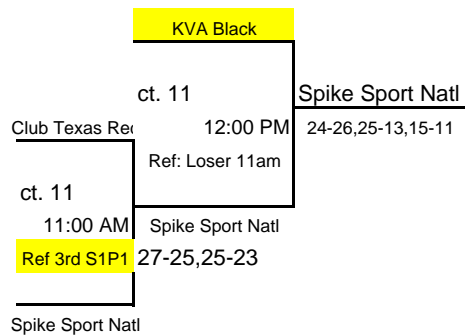
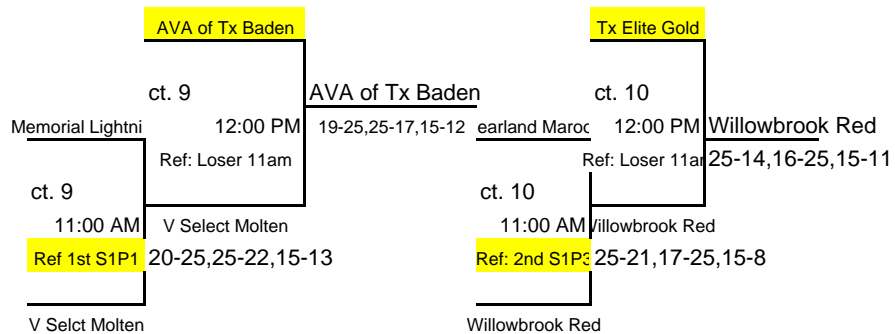
<table style="width: 100%; border-collapse: collapse;"> <tr> <td style="width: 50%; text-align: center;">AVA of Tx Baden</td> <td style="width: 50%; text-align: center;">Tx Elite Gold</td> </tr> <tr> <td style="border: 1px solid black; padding: 5px;"> ct. 9 Memorial Lightni 12:00 PM Ref: Loser 11am </td> <td style="border: 1px solid black; padding: 5px;"> ct. 10 Willowbrook Red 12:00 PM Ref: Loser 11am </td> </tr> <tr> <td style="border: 1px solid black; padding: 5px;"> ct. 9 11:00 AM V Select Molten Ref 1st S1P1 20-25,25-22,15-13 V Selct Molten </td> <td style="border: 1px solid black; padding: 5px;"> ct. 10 11:00 AM Willowbrook Red Ref: 2nd S1P3 25-21,17-25,15-8 Willowbrook Red </td> </tr> <tr> <td colspan="2" style="text-align: center; padding: 5px;"> AVA of Tx Baden earland Maroc Willowbrook Red 19-25,25-17,15-12 </td> </tr> </table>	AVA of Tx Baden	Tx Elite Gold	ct. 9 Memorial Lightni 12:00 PM Ref: Loser 11am	ct. 10 Willowbrook Red 12:00 PM Ref: Loser 11am	ct. 9 11:00 AM V Select Molten Ref 1st S1P1 20-25,25-22,15-13 V Selct Molten	ct. 10 11:00 AM Willowbrook Red Ref: 2nd S1P3 25-21,17-25,15-8 Willowbrook Red	AVA of Tx Baden earland Maroc Willowbrook Red 19-25,25-17,15-12		
AVA of Tx Baden	Tx Elite Gold								
ct. 9 Memorial Lightni 12:00 PM Ref: Loser 11am	ct. 10 Willowbrook Red 12:00 PM Ref: Loser 11am								
ct. 9 11:00 AM V Select Molten Ref 1st S1P1 20-25,25-22,15-13 V Selct Molten	ct. 10 11:00 AM Willowbrook Red Ref: 2nd S1P3 25-21,17-25,15-8 Willowbrook Red								
AVA of Tx Baden earland Maroc Willowbrook Red 19-25,25-17,15-12									

	KVA Black
Club Texas Red ct. 11 12:00 PM Ref: Loser 11am	Spike Sport Natl 24-26,25-13,15-11
ct. 11 11:00 AM Spike Sport Natl Ref 3rd S1P1 27-25,25-23 Spike Sport Natl	

Power League Finals Results

Pool S1P3		15 & Under		Match W	Match L	Game W	Game L	Match %	Game %	Point %	Finish
TX Elite Gold				1	1	3	3	0.50	0.50	1.03	2
V Select Molten				1	1	3	2	0.50	0.60	1.05	1
Spike Sport National				1	1	2	3	0.50	0.40	0.92	3

		Match #1	1 vs 3	Game 1	Game 2	Game 3	Ref: V Select Molten
Ct. 11 Sun 8:00am	TX Elite Gold			25	21	9	
	Spike Sport National			15	25	15	
		Match #2	2 vs 4				Ref: TX Elite Gold
Ct. 11 Sun 9:00am	V Select Molten			26	25		
	Spike Sport National			24	19		
		Match #3	1 vs 4				Ref: Spike Sport National
Ct. 11 Sun 10:00am	TX Elite Gold			19	26	15	
	V Select Molten			25	24	8	



Power League Finals Results

Pool B1P1	15 & Under	Match W	Match L	Game W	Game L	Match %	Game %	Point %	Finish
Brazos Valley 152		1	1	2	2	0.50	0.50	1.19	2
TX Select Nationals		2	0	4	1	1.00	0.80	1.21	1
KVA Gold		0	2	1	4	0.00	0.20	0.70	3

	Match #1	1 vs 3	Game 1	Game 2	Game 3	
Ct. 3 Sun 8:00am	Brazos Valley 152		25	25		Ref: TX Select Nationals
	KVA Gold		9	16		
Ct. 3 Sun 9:00am	Match #2		2 vs 4			Ref: Brazos Valley 152
	TX Select Nationals		24	25	15	
		KVA Gold		26	17	12
Ct. 3 Sun 10:00am	Match #3		1 vs 4			Ref: KVA Gold
	Brazos Valley 152		18	21		
		TX Select Nationals		25	25	

KVA Gold	Wd Stars White	TX Select National
3rd B1P1	2nd B1P2	1st B1P1
ct.3 11:00 AM ref.1st B1P1	ct. 4 11:00 AM ref.1st B1P2	ct. 3 12:00 PM ref. Last los
25-19, 26-24	28-26 25-13	25-23, 25-23
3rd B1P2	2nd B1P1	1st B1P2

Power League Finals Results

Pool B1P2	15 & Under	Match W	Match L	Game W	Game L	Match %	Game %	Point %	Finish
JCJ Black		1	1	2	3	0.50	0.40	0.90	3
Woodland Stars Wh		1	1	3	3	0.50	0.50	0.98	2
TX Eastside Black		1	1	3	2	0.50	0.60	1.14	1

	Match #1	1 vs 3	Game 1	Game 2	Game 3	
Ct. 4 Sun 8:00am	JCJ Black		17	15		Ref: Woodland Stars Wh
	TX Eastside Black		25	25		
	Match #2	2 vs 4				Ref: JCJ Black
Ct. 4 Sun 9:00am	Woodland Stars Wh		27	20	15	Ref: TX Eastside Black
	TX Eastside Black		25	25	7	
	Match #3	1 vs 4				
Ct. 4 Sun 10:00am	JCJ Black		25	22	16	
	Woodland Stars Wh		17	25	14	

KVA Gold

3rd B1P1

ct.3

11:00 AM JCJ Black
ref.1st B1P1 25-19, 26-24

3rd B1P2

Wd Stars White

2nd B1P2

ct. 4

11:00 AM BV 152
ref.1st B1P2 28-26
25-13

2nd B1P1

TX Select National

1st B1P1

ct. 3

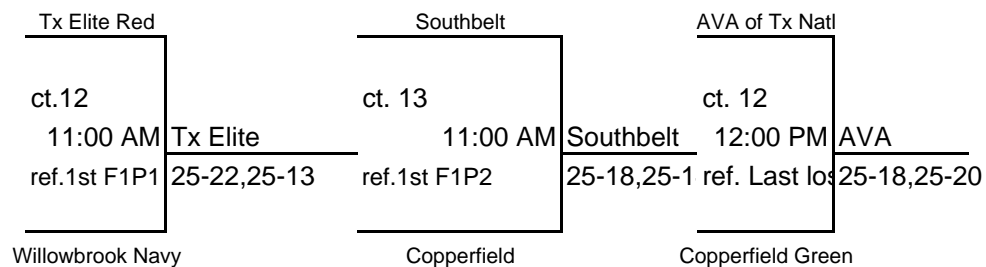
12:00 PM TX Select National
ref. Last los 25-23, 25-23

1st B1P2

Power League Finals Results

Pool F1P1	15 & Under	Match W	Match L	Game W	Game L	Match %	Game %	Point %	Finish
Copperfield White		1	1	2	2	0.50	0.50	1.02	2
TX Elite Red		0	2	0	4	0.00	0.00	0.73	3
AVA of TX National		2	0	4	0	1.00	1.00	1.35	1

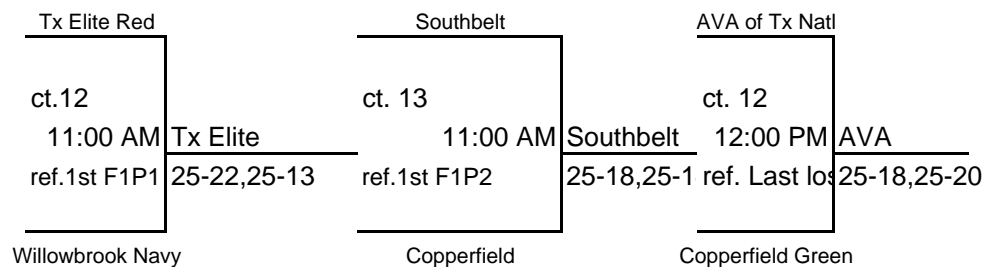
	Match #1	1 vs 3	Game 1	Game 2	Game 3	
Ct. 12	Copperfield White		23	23		Ref: TX Elite Red
Sun 8:00am	AVA of TX National		25	25		
	Match #2	2 vs 4				Ref: Copperfield White
Ct. 12	TX Elite Red		16	12		
Sun 9:00am	AVA of TX National		25	25		Ref: AVA of TX National
	Match #3	1 vs 4				
Ct. 12	Copperfield White		28	25		
Sun 10:00am	TX Elite Red		26	21		



Power League Finals Results

Pool F1P2	15 & Under	Match W	Match L	Game W	Game L	Match %	Game %	Point %	Finish
Willowbrook Navy		1	1	2	3	0.50	0.40	0.84	3
South Belt		1	1	3	3	0.50	0.50	1.14	2
Copperfield Green		1	1	3	2	0.50	0.60	1.02	1

	Match #1	1 vs 3	Game 1	Game 2	Game 3	
Ct. 13 Sun 8:00am	Willowbrook Navy		12	23		Ref: South Belt
	Copperfield Green		25	25		
Ct. 13 Sun 9:00am	Match #2		2 vs 4			Ref: Willowbrook Navy
	South Belt		25	25	15	
Copperfield Green		19	27	6		
Ct. 13 Sun 10:00am	Match #3		1 vs 4			Ref: Copperfield Green
	Willowbrook Navy		12	25	15	
South Belt		25	18	11		



Power League Finals Results

Pool F2P1	15 & Under	Match W	Match L	Game W	Game L	Match %	Game %	Point %	Finish
HJV Blue		0	2	1	4	0.00	0.20	0.73	3
Willowbrook Kingw		2	0	4	2	1.00	0.67	1.14	1
GCVA EB		1	1	3	2	0.50	0.60	1.16	2

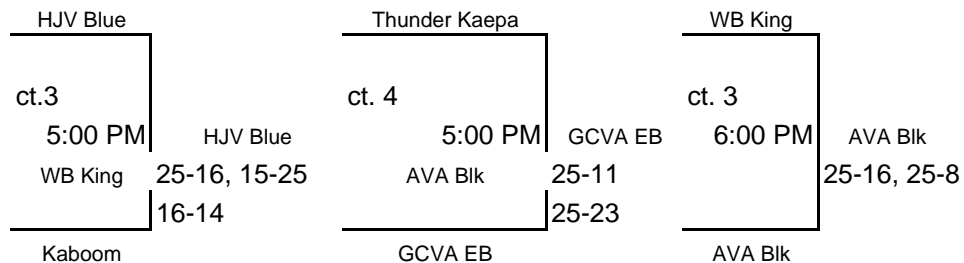
	Match #1	1 vs 3	Game 1	Game 2	Game 3	
Ct. 3 Sun 2:00pm	HJV Blue		19	14		Ref: Willowbrook Kingw
	GCVA EB		25	25		
Ct. 3 Sun 3:00 PM	Match #2		2 vs 4			Ref: HJV Blue
	Willowbrook Kingw		21	26	15	
	GCVA EB		25	24	11	
Ct. 3 Sun 4:00pm	Match #3		1 vs 4			Ref: GCVA EB
	HJV Blue		12	27	12	
		Willowbrook Kingw	25	25	15	

<p>HJV Blue</p> <div style="border: 1px solid black; padding: 5px; width: fit-content; margin: 0 auto;"> ct.3 5:00 PM WB King 16-14 Kaboom </div>	<p>Thunder Kaepa</p> <div style="border: 1px solid black; padding: 5px; width: fit-content; margin: 0 auto;"> ct. 4 5:00 PM AVA Blk 25-11 GCVA EB 25-23 </div>	<p>WB King</p> <div style="border: 1px solid black; padding: 5px; width: fit-content; margin: 0 auto;"> ct. 3 6:00 PM AVA Blk 25-16, 25-8 </div>
---	--	--

Power League Finals Results

Pool F2P2	15 & Under	Match W	Match L	Game W	Game L	Match %	Game %	Point %	Finish
Kaboom Explosion		0	2	1	4	0.00	0.20	0.88	3
TX Thunder Kaepa		1	1	2	3	0.50	0.40	0.90	2
AVA of TX Black		2	0	4	0	1.00	1.00	1.29	1

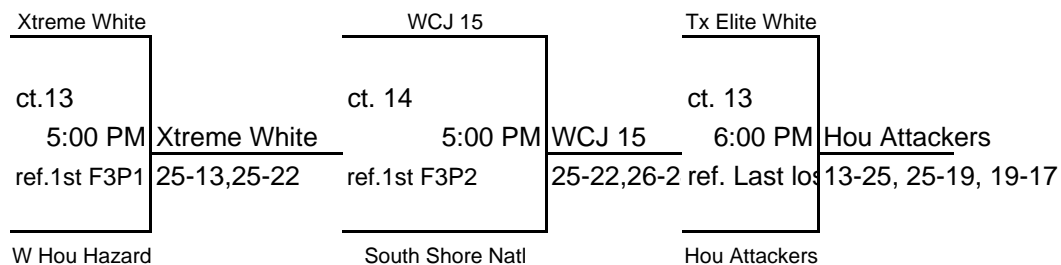
	Match #1	1 vs 3	Game 1	Game 2	Game 3	
Ct. 4	Kaboom Explosion		10	28	13	Ref: TX Thunder Kaepa
Sun 2:00pm	AVA of TX Black		25	27	15	
	Match #2	2 vs 4				Ref: Kaboom Explosion
Ct. 4	TX Thunder Kaepa		19	21		
Sun 3:00 PM	AVA of TX Black		25	25		Ref: AVA of TX Black
	Match #3	1 vs 4				
Ct. 4	Kaboom Explosion		25	18	14	
Sun 4:00pm	TX Thunder Kaepa		15	25	16	



Power League Finals Results

Pool F3P1	15 & Under	Match W	Match L	Game W	Game L	Match %	Game %	Point %	Finish
South Shore National		1	1	2	2	0.50	0.50	1.05	2
Xtreme White		0	2	1	4	0.00	0.20	0.85	3
TX Elite White		2	0	4	1	1.00	0.80	1.13	1

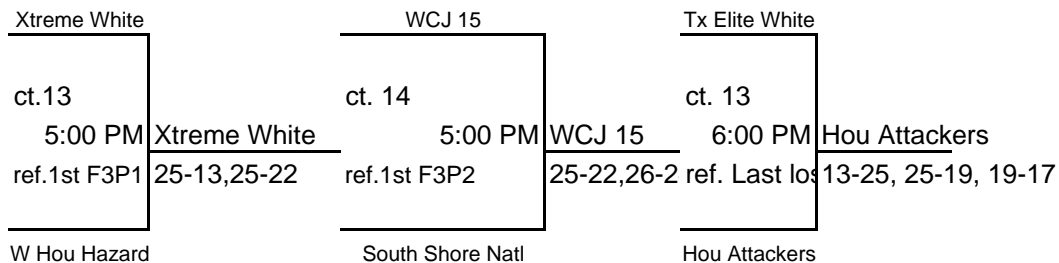
	Match #1	1 vs 3	Game 1	Game 2	Game 3	
Ct. 13 Sun 2:00pm	South Shore National TX Elite White		19 25	18 25		Ref: Xtreme White
	Match #2	2 vs 4				
Ct. 13 Sun 3:00 PM	Xtreme White TX Elite White		25 16	21 25	11 15	Ref: South Shore National
	Match #3	1 vs 4				
Ct. 13 Sun 4:00pm	South Shore National Xtreme White		25 22	25 11		Ref: TX Elite White



Power League Finals Results

Pool F3P2	15 & Under	Match W	Match L	Game W	Game L	Match %	Game %	Point %	Finish
Houston Attackers		1	1	3	3	0.50	0.50	1.13	1
WCJ 15		1	1	3	3	0.50	0.50	0.98	2
W Houston Hazard		1	1	3	3	0.50	0.50	0.90	3

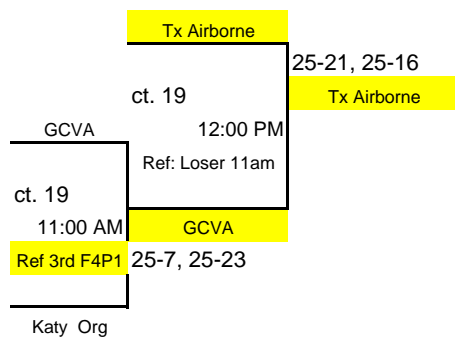
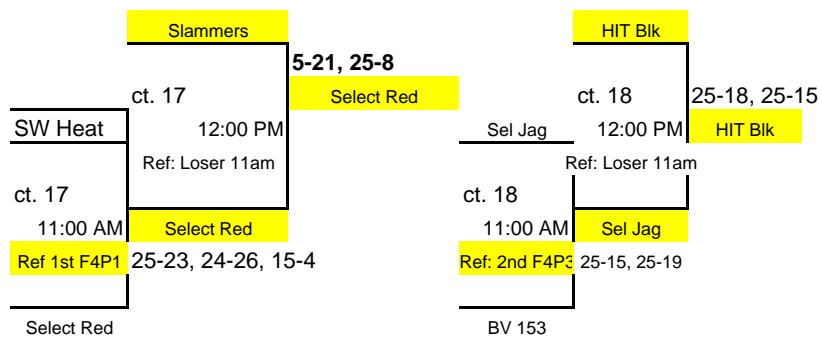
	Match #1	1 vs 3	Game 1	Game 2	Game 3	
Ct. 14 Sun 2:00pm	Houston Attackers		25	24	11	Ref: WCJ 15
	W Houston Hazard		8	26	15	
	Match #2	2 vs 4				Ref: Houston Attackers
Ct. 14 Sun 3:00 PM	WCJ 15		25	14	15	
	W Houston Hazard		16	25	13	
	Match #3	1 vs 4				Ref: W Houston Hazard
Ct. 14 Sun 4:00pm	Houston Attackers		25	16	15	
	WCJ 15		17	25	12	



Power League Finals Results

Pool F4P1	15 & Under	Match W	Match L	Game W	Game L	Match %	Game %	Point %	Finish
E Bernard Slammers		1	0	4	1	1.00	0.80	1.31	1
Select 1 Jaguars		1	1	2	2	0.50	0.50	0.96	2
TX Airborne Blue		0	2	1	4	0.00	0.20	0.80	3

		Match #1	1 vs 3	Game 1	Game 2	Game 3	
Ct. 17 Sun 8:00am	E Bernard Slammers			23	25	15	Ref: Select 1 Jaguars
	TX Airborne Blue			25	20	6	
		Match #2	2 vs 4				Ref: E Bernard Slammers
Ct. 17 Sun 9:00 AM	Select 1 Jaguars			25	25		Ref: TX Airborne Blue
	TX Airborne Blue			20	19		
		Match #3	1 vs 4				
Ct. 17 Sun 10:00am	E Bernard Slammers			25	25		
	Select 1 Jaguars			18	17		



Power League Finals Results

Pool F4P2		15 & Under		Match W	Match L	Game W	Game L	Match %	Game %	Point %	Finish
Brazos Valley 153				1	1	2	3	0.50	0.40	0.92	2
GCVA WB				0	2	2	4	0.00	0.33	0.96	3
Houston SW Heat				2	0	4	1	1.00	0.80	1.13	1

		Match #1	1 vs 3	Game 1	Game 2	Game 3	Ref: GCVA WB
Ct. 18 Sun 8:00am	Brazos Valley 153 Houston SW Heat			20 25	18 25		Ref: Brazos Valley 153
	Match #2	2 vs 4					
Ct. 18 Sun 9:00 AM	GCVA WB Houston SW Heat			22 25	25 21	15 17	Ref: Houston SW Heat
	Match #3	1 vs 4					
Ct. 18 Sun 10:00am	Brazos Valley 153 GCVA WB			18 25	25 17	15 12	

<table border="1" style="width: 100%; border-collapse: collapse; text-align: center;"> <thead> <tr style="background-color: yellow;"> <th colspan="2">Slammers</th> </tr> </thead> <tbody> <tr> <td>ct. 17</td> <td>5-21, 25-8</td> </tr> <tr> <td>12:00 PM</td> <td>Select Red</td> </tr> <tr> <td>SW Heat ct. 17</td> <td>Ref: Loser 11am</td> </tr> <tr> <td>11:00 AM</td> <td>Select Red</td> </tr> <tr> <td>Ref 1st F4P1</td> <td>25-23, 24-26, 15-4</td> </tr> <tr> <td>Select Red</td> <td></td> </tr> </tbody> </table>	Slammers		ct. 17	5-21, 25-8	12:00 PM	Select Red	SW Heat ct. 17	Ref: Loser 11am	11:00 AM	Select Red	Ref 1st F4P1	25-23, 24-26, 15-4	Select Red		<table border="1" style="width: 100%; border-collapse: collapse; text-align: center;"> <thead> <tr style="background-color: yellow;"> <th colspan="2">HIT Blk</th> </tr> </thead> <tbody> <tr> <td>ct. 18</td> <td>25-18, 25-15</td> </tr> <tr> <td>12:00 PM</td> <td>HIT Blk</td> </tr> <tr> <td>Ref: Loser 11am</td> <td></td> </tr> <tr> <td>ct. 18</td> <td>Sel Jag</td> </tr> <tr> <td>11:00 AM</td> <td>25-15, 25-19</td> </tr> <tr> <td>Ref: 2nd F4P3</td> <td></td> </tr> <tr> <td>BV 153</td> <td></td> </tr> </tbody> </table>	HIT Blk		ct. 18	25-18, 25-15	12:00 PM	HIT Blk	Ref: Loser 11am		ct. 18	Sel Jag	11:00 AM	25-15, 25-19	Ref: 2nd F4P3		BV 153	
Slammers																															
ct. 17	5-21, 25-8																														
12:00 PM	Select Red																														
SW Heat ct. 17	Ref: Loser 11am																														
11:00 AM	Select Red																														
Ref 1st F4P1	25-23, 24-26, 15-4																														
Select Red																															
HIT Blk																															
ct. 18	25-18, 25-15																														
12:00 PM	HIT Blk																														
Ref: Loser 11am																															
ct. 18	Sel Jag																														
11:00 AM	25-15, 25-19																														
Ref: 2nd F4P3																															
BV 153																															

<table border="1" style="width: 100%; border-collapse: collapse; text-align: center;"> <thead> <tr style="background-color: yellow;"> <th colspan="2">Tx Airborne</th> </tr> </thead> <tbody> <tr> <td>ct. 19</td> <td>25-21, 25-16</td> </tr> <tr> <td>12:00 PM</td> <td>Tx Airborne</td> </tr> <tr> <td>GCVA ct. 19</td> <td>Ref: Loser 11am</td> </tr> <tr> <td>11:00 AM</td> <td>GCVA</td> </tr> <tr> <td>Ref 3rd F4P1</td> <td>25-7, 25-23</td> </tr> <tr> <td>Katy Org</td> <td></td> </tr> </tbody> </table>	Tx Airborne		ct. 19	25-21, 25-16	12:00 PM	Tx Airborne	GCVA ct. 19	Ref: Loser 11am	11:00 AM	GCVA	Ref 3rd F4P1	25-7, 25-23	Katy Org		
Tx Airborne															
ct. 19	25-21, 25-16														
12:00 PM	Tx Airborne														
GCVA ct. 19	Ref: Loser 11am														
11:00 AM	GCVA														
Ref 3rd F4P1	25-7, 25-23														
Katy Org															

Power League Finals Results

Pool F4P3	15 & Under	Match W	Match L	Game W	Game L	Match %	Game %	Point %	Finish
V Select Red		2	0	4	1	1.00	0.80	1.17	1
H.I.T. Black		1	1	3	2	0.50	0.60	1.27	2
Katy YMCA Orange		0	2	0	4	0.00	0.00	0.61	3

	Match #1	1 vs 3	Game 1	Game 2	Game 3	
Ct. 19 Sun 8:00am	V Select Red Katy YMCA Orange		25	25		Ref: H.I.T. Black
			14	21		
Ct. 19 Sun 9:00 AM	H.I.T. Black Katy YMCA Orange		25	25		Ref: V Select Red
			13	13		
Ct. 19 Sun 10:00am	V Select Red H.I.T. Black		25	18	15	Ref: Katy YMCA Orange
			22	25	10	

<table style="width: 100%; border-collapse: collapse;"> <tr> <td style="width: 50%;"></td> <td style="width: 50%; text-align: center; background-color: yellow;">Slammers</td> </tr> <tr> <td style="border: 1px solid black; padding: 5px;"> ct. 17 12:00 PM Ref: Loser 11am </td> <td style="border: 1px solid black; padding: 5px; text-align: center;"> 5-21, 25-8 Select Red </td> </tr> <tr> <td style="border: 1px solid black; padding: 5px;"> ct. 17 11:00 AM Ref 1st F4P1 </td> <td style="border: 1px solid black; padding: 5px; text-align: center;"> Select Red 25-23, 24-26, 15-4 </td> </tr> <tr> <td style="border: 1px solid black; padding: 5px;"> SW Heat </td> <td style="border: 1px solid black; padding: 5px;"> Select Red </td> </tr> </table>		Slammers	ct. 17 12:00 PM Ref: Loser 11am	5-21, 25-8 Select Red	ct. 17 11:00 AM Ref 1st F4P1	Select Red 25-23, 24-26, 15-4	SW Heat	Select Red	<table style="width: 100%; border-collapse: collapse;"> <tr> <td style="width: 50%;"></td> <td style="width: 50%; text-align: center; background-color: yellow;">HIT Blk</td> </tr> <tr> <td style="border: 1px solid black; padding: 5px;"> ct. 18 12:00 PM Ref: Loser 11am </td> <td style="border: 1px solid black; padding: 5px; text-align: center;"> 25-18, 25-15 HIT Blk </td> </tr> <tr> <td style="border: 1px solid black; padding: 5px;"> ct. 18 11:00 AM Ref: 2nd F4P3 </td> <td style="border: 1px solid black; padding: 5px; text-align: center;"> Sel Jag 25-15, 25-19 </td> </tr> <tr> <td style="border: 1px solid black; padding: 5px;"> Sel Jag </td> <td style="border: 1px solid black; padding: 5px;"> HIT Blk </td> </tr> </table>		HIT Blk	ct. 18 12:00 PM Ref: Loser 11am	25-18, 25-15 HIT Blk	ct. 18 11:00 AM Ref: 2nd F4P3	Sel Jag 25-15, 25-19	Sel Jag	HIT Blk
	Slammers																
ct. 17 12:00 PM Ref: Loser 11am	5-21, 25-8 Select Red																
ct. 17 11:00 AM Ref 1st F4P1	Select Red 25-23, 24-26, 15-4																
SW Heat	Select Red																
	HIT Blk																
ct. 18 12:00 PM Ref: Loser 11am	25-18, 25-15 HIT Blk																
ct. 18 11:00 AM Ref: 2nd F4P3	Sel Jag 25-15, 25-19																
Sel Jag	HIT Blk																

	Tx Airborne
ct. 19 12:00 PM Ref: Loser 11am	25-21, 25-16 Tx Airborne
ct. 19 11:00 AM Ref 3rd F4P1	GCV A 25-7, 25-23
GCV A	Tx Airborne

Katy Org