

Power League Finals Results

| Pool G1P1 | 12 & Under | Match W | Match L | Game W | Game L | Match % | Game % | Point % | Finish |
|----------------------------|------------|---------|---------|--------|--------|---------|--------|---------|----------|
| Xtreme Black | | 2 | 0 | 4 | 1 | 1.00 | 0.80 | 1.27 | 1 |
| Southwest National | | 0 | 2 | 1 | 4 | 0.00 | 0.20 | 0.82 | 3 |
| Woodland Stars Gold | | 1 | 1 | 3 | 3 | 0.50 | 0.50 | 0.96 | 2 |

| | Match #1 | 1 vs 3 | Game 1 | Game 2 | Game 3 | |
|----------------------|---------------------|--------|-----------|-----------|-----------|--------------------------|
| Ct. 15 Sun 2:00pm | Xtreme Black | | 25 | 24 | 15 | Ref: Southwest National |
| | Woodland Stars Gold | | 20 | 26 | 7 | |
| | Match #2 | 2 vs 4 | | | | Ref: Xtreme Black |
| Ct. 15 Sun 3:00pm | Southwest National | | 17 | 25 | 10 | Ref: Woodland Stars Gold |
| | Woodland Stars Gold | | 25 | 18 | 15 | |
| | Match #3 | 1 vs 4 | | | | |
| Ct. 15 Sun 4:00pm | Xtreme Black | | 25 | 25 | | |
| | Southwest National | | 18 | 19 | | |

| | | |
|--|--|---|
| Southwest Natl ct. 15 5:00 PM ref.1st G1P1 25-11,23-25 15-4 Tx Elite Black | Tx Tornado Mizuno ct. 16 5:00 PM ref.1st G1P2 25-22,19-2 15-11 Woodland Stars Gold | Xtreme Black ct. 15 6:00 PM ref. Last los 25-16, 25-21 Willowbrook Asics |
|--|--|---|

Power League Finals Results

| Pool G1P2 | 12 & Under | Match W | Match L | Game W | Game L | Match % | Game % | Point % | Finish |
|---------------------------|------------|---------|---------|--------|--------|---------|--------|---------|----------|
| TX Tornados Mizuno | | 1 | 1 | 2 | 2 | 0.50 | 0.50 | 1.12 | 2 |
| Willowbrook Asics | | 2 | 0 | 4 | 0 | 1.00 | 1.00 | 1.49 | 1 |
| TX Elite Black | | 0 | 2 | 0 | 4 | 0.00 | 0.00 | 0.56 | 3 |

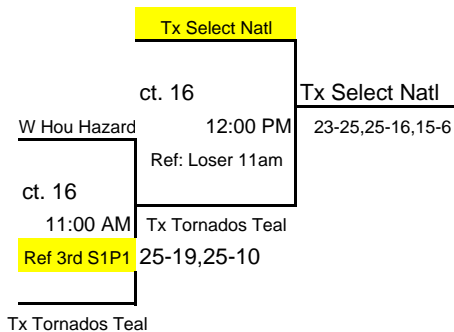
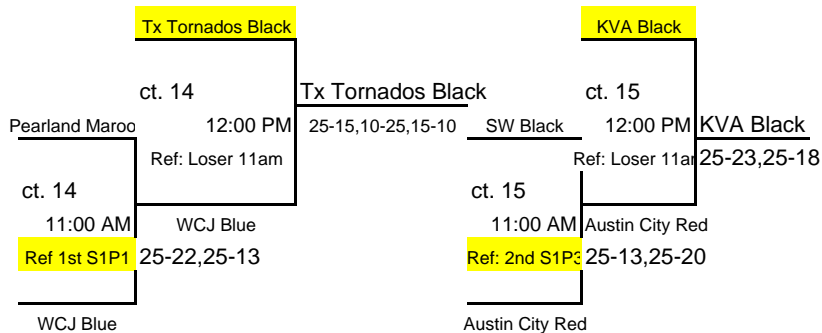
| | | | | | | |
|------------|--------------------|--------|-----------|-----------|--------|-------------------------|
| | Match #1 | 1 vs 3 | Game 1 | Game 2 | Game 3 | |
| Ct. 16 | TX Tornados Mizuno | | 25 | 25 | | Ref: Willowbrook Asics |
| Sun 2:00pm | TX Elite Black | | 9 | 21 | | |
| | Match #2 | 2 vs 4 | | | | Ref: TX Tornados Mizuno |
| Ct. 16 | Willowbrook Asics | | 25 | 25 | | |
| Sun 3:00pm | TX Elite Black | | 8 | 18 | | |
| | Match #3 | 1 vs 4 | | | | Ref: TX Elite Black |
| Ct. 16 | TX Tornados Mizuno | | 17 | 26 | | |
| Sun 4:00pm | Willowbrook Asics | | 25 | 28 | | |

| | | |
|---------------------|---------------------|-------------------|
| Southwest Natl | Tx Tornado Mizuno | Xtreme Black |
| ct. 15 | ct. 16 | ct. 15 |
| 5:00 PM | 5:00 PM | 6:00 PM |
| ref. 1st G1P1 | ref. 1st G1P2 | ref. Last los |
| 25-11,23-25 15-4 | 25-22,19-2 15-11 | 25-16, 25-21 |
| Tx Elite Black | Woodland Stars Gold | Willowbrook Asics |

Power League Finals Results

| Pool S1P1 | 12 & Under | Match W | Match L | Game W | Game L | Match % | Game % | Point % | Finish |
|----------------------------|------------|---------|---------|--------|--------|---------|--------|---------|----------|
| TX Tornados Black | | 2 | 0 | 4 | 1 | 1.00 | 0.80 | 1.52 | 1 |
| TX Select Nationals | | 0 | 2 | 1 | 4 | 0.00 | 0.20 | 0.69 | 3 |
| Southwest Black | | 1 | 1 | 2 | 2 | 0.50 | 0.50 | 0.95 | 2 |

| | Match #1 | 1 vs 3 | Game 1 | Game 2 | Game 3 | |
|-----------------------|--|--------|-----------------|-----------------|----------------|--------------------------|
| Ct. 14 Sun 8:00am | TX Tornados Black Southwest Black | | 25 19 | 25 15 | | Ref: TX Select Nationals |
| | Match #2 | | 2 vs 4 | | | |
| Ct. 14 Sun 9:00am | TX Select Nationals Southwest Black | | 19 25 | 19 25 | | Ref: Southwest Black |
| | Match #3 | | 1 vs 4 | | | |
| Ct. 14 Sun 10:00am | TX Tornados Black TX Select Nationals | | 25 8 | 21 25 | 15 6 | |



Power League Finals Results

| Pool S1P2 | 12 & Under | Match W | Match L | Game W | Game L | Match % | Game % | Point % | Finish |
|---------------------------|------------|---------|---------|--------|--------|---------|--------|---------|----------|
| Pearland Maroon | | 2 | 0 | 4 | 1 | 1.00 | 0.80 | 1.13 | 1 |
| W Hou Hazard Black | | 0 | 2 | 1 | 4 | 0.00 | 0.20 | 0.88 | 3 |
| Austin Cty Red | | 1 | 1 | 3 | 3 | 0.50 | 0.50 | 1.01 | 2 |

| | | | | | | |
|-------------|--------------------|--------|-----------|-----------|-----------|-------------------------|
| | Match #1 | 1 vs 3 | Game 1 | Game 2 | Game 3 | Ref: W Hou Hazard Black |
| Ct. 15 | Pearland Maroon | | 25 | 23 | 15 | |
| Sun 8:00am | Austin Cty Red | | 21 | 25 | 8 | |
| | Match #2 | 2 vs 4 | | | | Ref: Pearland Maroon |
| Ct. 15 | W Hou Hazard Black | | 14 | 25 | 10 | |
| Sun 9:00am | Austin Cty Red | | 25 | 19 | 15 | |
| | Match #3 | 1 vs 4 | | | | Ref: Austin Cty Red |
| Ct. 15 | Pearland Maroon | | 26 | 27 | | |
| Sun 10:00am | W Hou Hazard Black | | 24 | 25 | | |

See Results at 12 S1P1

Power League Finals Results

| Pool S1P3 | 12 & Under | Match W | Match L | Game W | Game L | Match % | Game % | Point % | Finish |
|-------------------------|------------|---------|---------|--------|--------|---------|--------|---------|----------|
| WCJ Blue | | 2 | 0 | 4 | 2 | 1.00 | 0.67 | 1.15 | 1 |
| TX Tornados Teal | | 0 | 2 | 1 | 4 | 0.00 | 0.20 | 0.84 | 3 |
| KVA Black | | 1 | 1 | 3 | 2 | 0.50 | 0.60 | 1.02 | 2 |

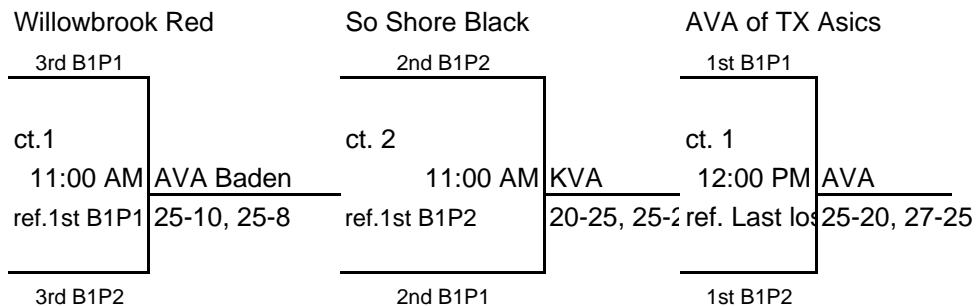
| | Match #1 | 1 vs 3 | Game 1 | Game 2 | Game 3 | |
|-----------------------|-------------------------------|--------|-----------------|-----------------|-----------------|-----------------------|
| Ct. 16 Sun 8:00am | WCJ Blue KVA Black | | 25 20 | 23 25 | 15 9 | Ref: TX Tornados Teal |
| Ct. 16 Sun 9:00am | Match #2 | 2 vs 4 | | | | Ref: WCJ Blue |
| | TX Tornados Teal KVA Black | | 16 25 | 23 25 | | |
| Ct. 16 Sun 10:00am | Match #3 | 1 vs 4 | | | | Ref: KVA Black |
| | WCJ Blue TX Tornados Teal | | 25 16 | 21 25 | 17 15 | |

See results at S1P1

Power League Finals Results

| Pool B1P1 | 12 & Under | Match W | Match L | Game W | Game L | Match % | Game % | Point % | Finish |
|------------------------|------------|---------|---------|--------|--------|---------|--------|---------|----------|
| KVA Gold | | 1 | 1 | 2 | 2 | 0.50 | 0.50 | 0.98 | 2 |
| Willowbrook Red | | 0 | 2 | 0 | 4 | 0.00 | 0.00 | 0.62 | 3 |
| AVA of TX Asics | | 2 | 0 | 4 | 0 | 1.00 | 1.00 | 1.67 | 1 |

| | | | | | | |
|-------------|-----------------|--------|-----------|-----------|--------|----------------------|
| | Match #1 | 1 vs 3 | Game 1 | Game 2 | Game 3 | |
| Ct. 1 | KVA Gold | | 13 | 17 | | Ref: Willowbrook Red |
| Sun 8:00am | AVA of TX Asics | | 25 | 25 | | |
| | Match #2 | 2 vs 4 | | | | Ref: KVA Gold |
| Ct. 1 | Willowbrook Red | | 17 | 13 | | |
| Sun 9:00am | AVA of TX Asics | | 25 | 25 | | Ref: AVA of TX Asics |
| | Match #3 | 1 vs 4 | | | | |
| Ct. 1 | KVA Gold | | 25 | 25 | | |
| Sun 10:00am | Willowbrook Red | | 16 | 16 | | |



Power League Finals Results

| Pool B1P2 | 12 & Under | Match W | Match L | Game W | Game L | Match % | Game % | Point % | Finish |
|--------------------------|------------|---------|---------|--------|--------|---------|--------|---------|----------|
| South Shore Black | | 1 | 1 | 2 | 3 | 0.50 | 0.40 | 0.87 | 2 |
| KVA White | | 2 | 0 | 4 | 0 | 1.00 | 1.00 | 1.29 | 1 |
| AVA of TX Baden | | 0 | 2 | 1 | 4 | 0.00 | 0.20 | 0.92 | 3 |

| | Match #1 | 1 vs 3 | Game 1 | Game 2 | Game 3 |
|----------------------|-------------------|--------|-----------|-----------|-----------|
| Ct. 2 Sun 8:00am | South Shore Black | | 25 | 23 | 16 |
| | AVA of TX Baden | | 22 | 25 | 14 |
| | Match #2 | 2 vs 4 | | | |
| Ct. 2 Sun 9:00am | KVA White | | 26 | 25 | |
| | AVA of TX Baden | | 24 | 21 | |
| | Match #3 | 1 vs 4 | | | |
| Ct. 2 Sun 10:00am | South Shore Black | | 12 | 21 | |
| | KVA White | | 25 | 25 | |

Ref: KVA White

Ref: South Shore Black

Ref: AVA of TX Baden

Willowbrook Red

So Shore Black

AVA of TX Asics

3rd B1P1

2nd B1P2

1st B1P1

ct.1

ct. 2

ct. 1

11:00 AM

11:00 AM

12:00 PM

ref.1st B1P1

ref.1st B1P2

ref. Last los

ref. Last los

25-10, 25-8

20-25, 25-2

25-20, 27-25

3rd B1P2

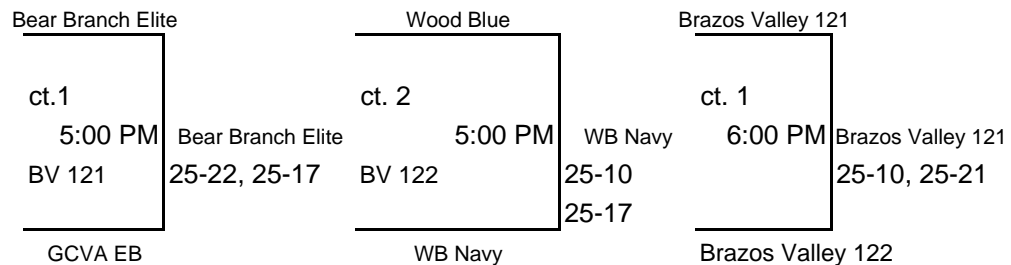
2nd B1P1

1st B1P2

Power League Finals Results

| Pool F1P1 | 12 & Under | Match W | Match L | Game W | Game L | Match % | Game % | Point % | Finish |
|--------------------------|------------|---------|---------|--------|--------|---------|--------|---------|----------|
| Willowbrook Navy | | 1 | 1 | 2 | 2 | 0.50 | 0.50 | 0.73 | 2 |
| Bear Branch Elite | | 0 | 2 | 0 | 4 | 0.00 | 0.00 | 0.54 | 3 |
| Brazos Valley 121 | | 2 | 0 | 4 | 0 | 1.00 | 1.00 | 3.23 | 1 |

| | Match #1 | 1 vs 3 | Game 1 | Game 2 | Game 3 | |
|---------------------|-------------------|--------|-----------|-----------|--------|------------------------|
| Ct. 1 Sun 2:00pm | Willowbrook Navy | | 3 | 10 | | Ref: Bear Branch Elite |
| | Brazos Valley 121 | | 25 | 25 | | |
| | Match #2 | 2 vs 4 | | | | Ref: Willowbrook Navy |
| Ct. 1 Sun 3:00pm | Bear Branch Elite | | 4 | 14 | | |
| | Brazos Valley 121 | | 25 | 25 | | |
| | Match #3 | 1 vs 4 | | | | Ref: Brazos Valley 121 |
| Ct. 1 Sun 4:00pm | Willowbrook Navy | | 25 | 25 | | |
| | Bear Branch Elite | | 21 | 15 | | |



Power League Finals Results

| Pool F1P2 | 12 & Under | Match W | Match L | Game W | Game L | Match % | Game % | Point % | Finish |
|----------------------------|------------|---------|---------|--------|--------|---------|--------|---------|----------|
| Brazos Valley 122 | | 2 | 0 | 4 | 0 | 1.00 | 1.00 | 1.33 | 1 |
| GCVA EB | | 0 | 2 | 1 | 4 | 0.00 | 0.20 | 0.86 | 3 |
| Woodland Stars Blue | | 1 | 1 | 2 | 3 | 0.50 | 0.40 | 0.90 | 2 |

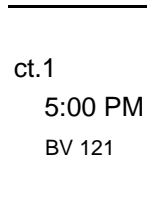
| | Match #1 | 1 vs 3 | Game 1 | Game 2 | Game 3 |
|---------------------|---------------------|--------|-----------|-----------|-----------|
| Ct. 2 Sun 2:00pm | Brazos Valley 122 | | 25 | 25 | |
| | Woodland Stars Blue | | 19 | 14 | |
| | Match #2 | 2 vs 4 | | | |
| Ct. 2 Sun 3:00pm | GCVA EB | | 19 | 25 | 10 |
| | Woodland Stars Blue | | 25 | 21 | 15 |
| | Match #3 | 1 vs 4 | | | |
| Ct. 2 Sun 4:00pm | Brazos Valley 122 | | 25 | 25 | |
| | GCVA EB | | 23 | 19 | |

Ref: GCVA EB

Ref: Brazos Valley 122

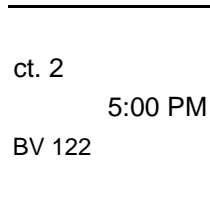
Ref: Woodland Stars Blue

Bear Branch Elite



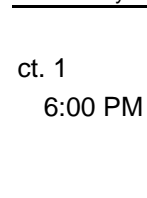
Bear Branch Elite
25-22, 25-17

Wood Blue



WB Navy
25-10
25-17

Brazos Valley 121



Brazos Valley 121
25-10, 25-21

GCVA EB

WB Navy

Brazos Valley 122

12 Flight 2
Willowbrook ct. 5-6
Sunday, April 1

Houston Select Black

Match # 3
 9:00 AM
 Winner M 1 Ref.
 ct. 5

Houston Select

Match # 5
 10:00 AM
 ct. 5

Xtreme

Match # 7
 11:00 AM
 ct. 5

Houston Select Blk

25-21, 25-22

Deer Park Jrs

Match # 1
 8:00 AM
REF: Xtreme Purple
 ct. 5

WCJ White

25-6, 25-20

Xtreme

25-18, 25-21

Southbelt

5th
 25-19, 25-

Match # 9
 12:00 PM
 Loser M 7 Ref.
 ct. 5

HJV National

Match # 2
 8:00 AM
REF: Southbelt
 ct. 6

HJV Nat

25-12, 21-25, 15-3

Match # 12
 1:00 PM
 Winner M 9 Ref.
 ct. 5

Xtreme
 25-21, 24-26, 15-7
 1st

Houston Select

Match # 6
 10:00 AM
 Winner M 4 Ref.
 ct. 6

Houston Select Red

Match # 8
 11:00 AM
 Winner M 6 Ref.
 ct. 6

25-22, 25-20

Eastside

25-14, 25-13

Southbelt

Loser Match # 5

Deer Park
 Match # 10
 12:00 PM
 Loser M 8 Ref.
 ct. 6
 Houston Select

Southbelt

Match # 4
 9:00 AM
 Winner M 2 Ref.
 ct. 6

25-21, 11-25, 15-12

Tx. Eastside

Loser Match # 7

WCJ White
 Match # 11
 1:00 PM
 Loser M 9 Ref.
 ct. 6
 HJV Nat.

HJV Nat
 3rd
 25-13, 25-2

Select

7th
 25-22, 15-

Loser Match # 6

TX Eastside Black

Loser Match # 8

Power League Finals Results

| Pool F3P1 | 12 & Under | Match W | Match L | Game W | Game L | Match % | Game % | Point % | Finish |
|---------------------------|------------|---------|---------|--------|--------|---------|--------|---------|----------|
| AVA of TX National | | 2 | 0 | 4 | 0 | 1.00 | 1.00 | 3.13 | 1 |
| YCU | | 0 | 2 | 0 | 4 | 0.00 | 0.00 | 0.00 | 3 |
| GCVA WB | | 1 | 1 | 2 | 2 | 0.50 | 0.50 | 1.64 | 2 |

| | Match #1 | 1 vs 3 | Game 1 | Game 2 | Game 3 | |
|---------------------|--------------------|--------|-----------|-----------|--------|--|
| Ct. 5 Sun 2:00pm | AVA of TX National | | 25 | 25 | | Ref: YCU 25 25 17 14 |
| | GCVA WB | | 19 | 13 | | |
| Ct. 5 Sun 3:00pm | Match #2 | | | | | Ref: AVA of TX National |
| | 2 vs 4 | | | | | |
| Ct. 5 Sun 4:00pm | YCU | | 0 | 0 | | Ref: GCVA WB |
| | GCVA WB | | 25 | 25 | | |
| Ct. 5 Sun 4:00pm | Match #3 | | | | | Ref: GCVA WB |
| | 1 vs 4 | | | | | |
| Ct. 5 Sun 4:00pm | AVA of TX National | | 25 | 25 | | Ref: GCVA WB |
| | YCU | | 0 | 0 | | |

Forfeit

| | | |
|--|--|--|
| 3rd F3P1 ct. 5 5:00 PM ref. 1st F3P1 Austin Wh | Bear Branch Blue ct. 6 5:00 PM Orange JRs. GCVB WB | AVA Tx Natl ct. 5 6:00 PM AVA Tx Natl 25-21, 25-9 Orange JRs. |
| | BB Blue 25-22 25-18 | |

Power League Finals Results

| Pool F3P2 | 12 & Under | Match W | Match L | Game W | Game L | Match % | Game % | Point % | Finish |
|-------------------------|------------|---------|---------|--------|--------|---------|--------|---------|----------|
| Orange Juniors | | 1 | 1 | 3 | 2 | 0.50 | 0.60 | 1.11 | 1 |
| Austin Cty White | | 1 | 1 | 2 | 3 | 0.50 | 0.40 | 0.88 | 3 |
| Bear Branch Blue | | 1 | 1 | 2 | 2 | 0.50 | 0.50 | 1.02 | 2 |

| | | | | | | |
|------------|------------------|--------|-----------|-----------|-----------|-----------------------|
| | Match #1 | 1 vs 3 | Game 1 | Game 2 | Game 3 | |
| Ct. 6 | Orange Juniors | | 25 | 25 | | Ref: Austin Cty White |
| Sun 2:00pm | Bear Branch Blue | | 18 | 18 | | |
| | Match #2 | 2 vs 4 | | | | Ref: Orange Juniors |
| Ct. 6 | Austin Cty White | | 15 | 19 | | |
| Sun 3:00pm | Bear Branch Blue | | 25 | 25 | | Ref: Bear Branch Blue |
| | Match #3 | 1 vs 4 | | | | |
| Ct. 6 | Orange Juniors | | 25 | 22 | 10 | |
| Sun 4:00pm | Austin Cty White | | 20 | 25 | 15 | |

Forfeit

| | | |
|---|--|--|
| 3rd F3P1 ct. 5 5:00 PM ref.1st F3P1 Austin Wh | Bear Branch Blue ct. 6 5:00 PM Orange JRs. 25-22 25-18 GCVA WB | AVA Tx Natl ct. 5 6:00 PM AVA Tx Natl 25-21, 25-9 Orange JRs. |
|---|--|--|